



ACT
Government
Environment and
Sustainable Development

**ACT Planning and
Land Authority**

Crace Precinct Code

Covering the Division of Crace

Suburb of Crace – ongoing block specific provisions assessment criteria

1 Ongoing block specific provisions

The following rules are intended to apply to areas covered within the maps identifying the location of fencing controls.

Rules	Criteria
Interface	
<p>R1</p> <p>This rule applies to all boundary fencing corner blocks identified on the Crace ongoing block specific provisions map.</p> <p>For a minimum of 9m from the corner of the primary and secondary frontages, any fencing forward of the building must comply with all of the following:</p> <ul style="list-style-type: none"> a) is between 600mm and 900mm high b) is located on the boundary. <p>Beyond 9m of the corner of the primary and secondary frontages, any fencing forward of the building line must comply with all of the following:</p> <ul style="list-style-type: none"> c) is located on or adjacent to the block's secondary frontage (except for north fronting blocks) d) not less than 50% of the fencing is set back at least 600mm from the front boundary e) is not more than 1.5m high. <p>Note: Figure 1 refers.</p>	<p>This is a mandatory rule. There is no applicable criterion.</p>
<p>R2</p> <p>This rule applies to all boundary fencing blocks adjacent to open space identified on the Crace ongoing block specific provisions map.</p> <p>For a minimum of 9m from the corner of the primary and secondary frontages, any fencing forward of the building must comply with all of the following:</p> <ul style="list-style-type: none"> a) is a maximum of 1m high b) is located on the boundary. <p>Beyond 9m of the corner of the primary and secondary frontages, any fencing forward of the building line must comply with all of the following:</p> <ul style="list-style-type: none"> c) is located on or adjacent to the block's secondary frontage 	<p>This is a mandatory rule. There is no applicable criterion.</p>

Rules	Criteria
<p>d) not less than 50% of the fencing is set back at least 600mm from the front boundary</p> <p>e) is not more than 1.5m high.</p> <p>Note: Figure 1 refers.</p>	
<p>R3</p> <p>This rule applies to all boundary fencing north facing blocks identified on the Crace ongoing block specific provisions map.</p> <p>Any fencing forward of the building line must comply with all of the following:</p> <p>a) not less than 50% of the fencing is set back at least 600mm from the front boundary</p> <p>b) is adjacent to the block's <i>principal private open space</i></p> <p>c) is not more than 1.5m high.</p> <p>Note: Figure 2 refers.</p>	<p>This is a mandatory rule. There is no applicable criterion.</p>
<p>R4</p> <p>This rule applies to all boundary fencing blocks identified on the Crace ongoing block specific provisions map.</p> <p>Any fencing forward of the building line complies with all of the following:</p> <p>a) is constructed of masonry or stone work and includes infill panels of timber slats (excluding raw treated pine or palings) or metal slats (excluding metal cladding or swimming pool fencing) and contains planting to minimum 50% of the solid masonry walls.</p>	<p>C4</p> <p>This criterion applies to all boundary fencing blocks shown on the Crace ongoing block specific provisions map.</p> <p>Boundary fencing forward of the building line is partially transparent and is constructed of quality materials that complement those used in the dwelling.</p>

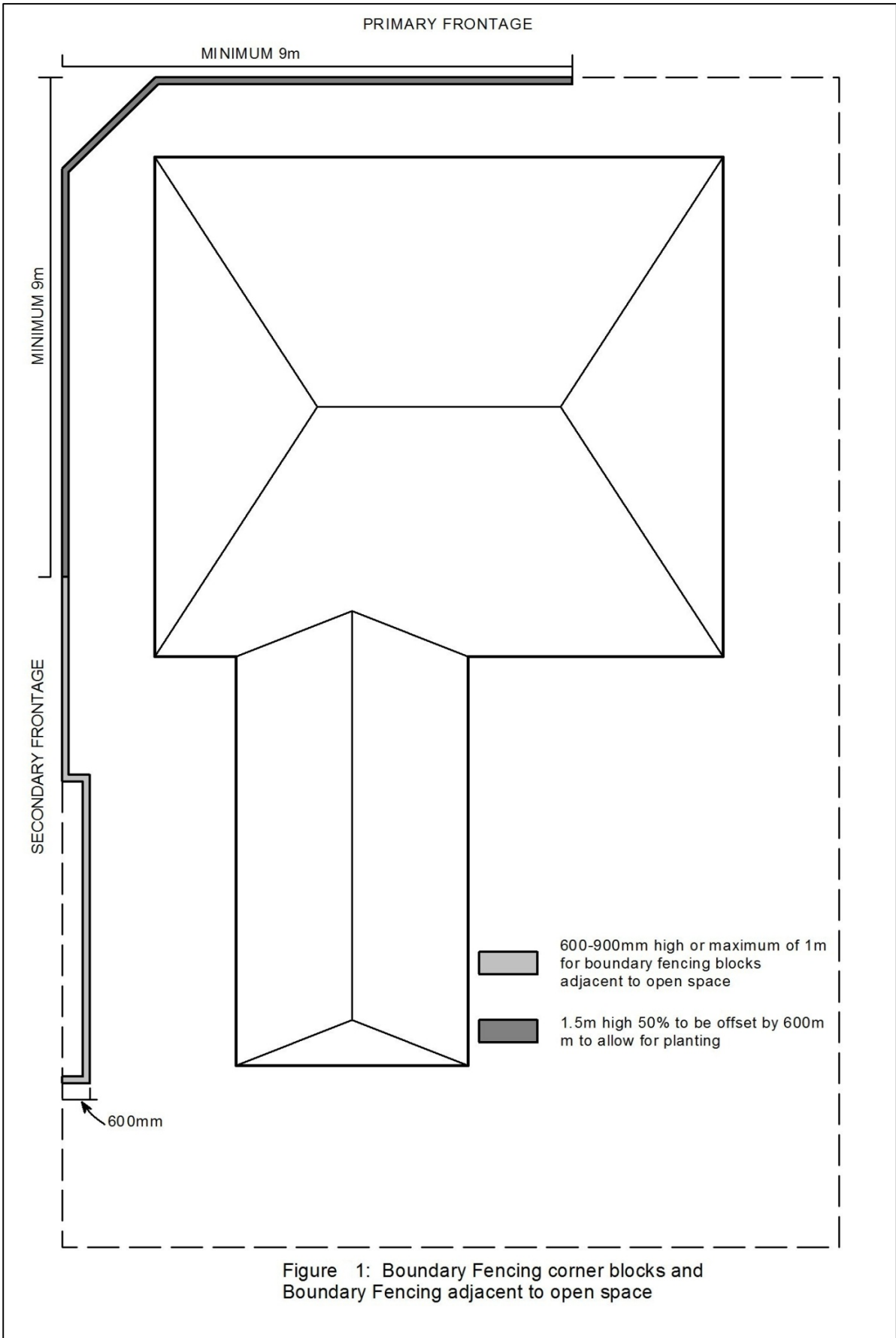
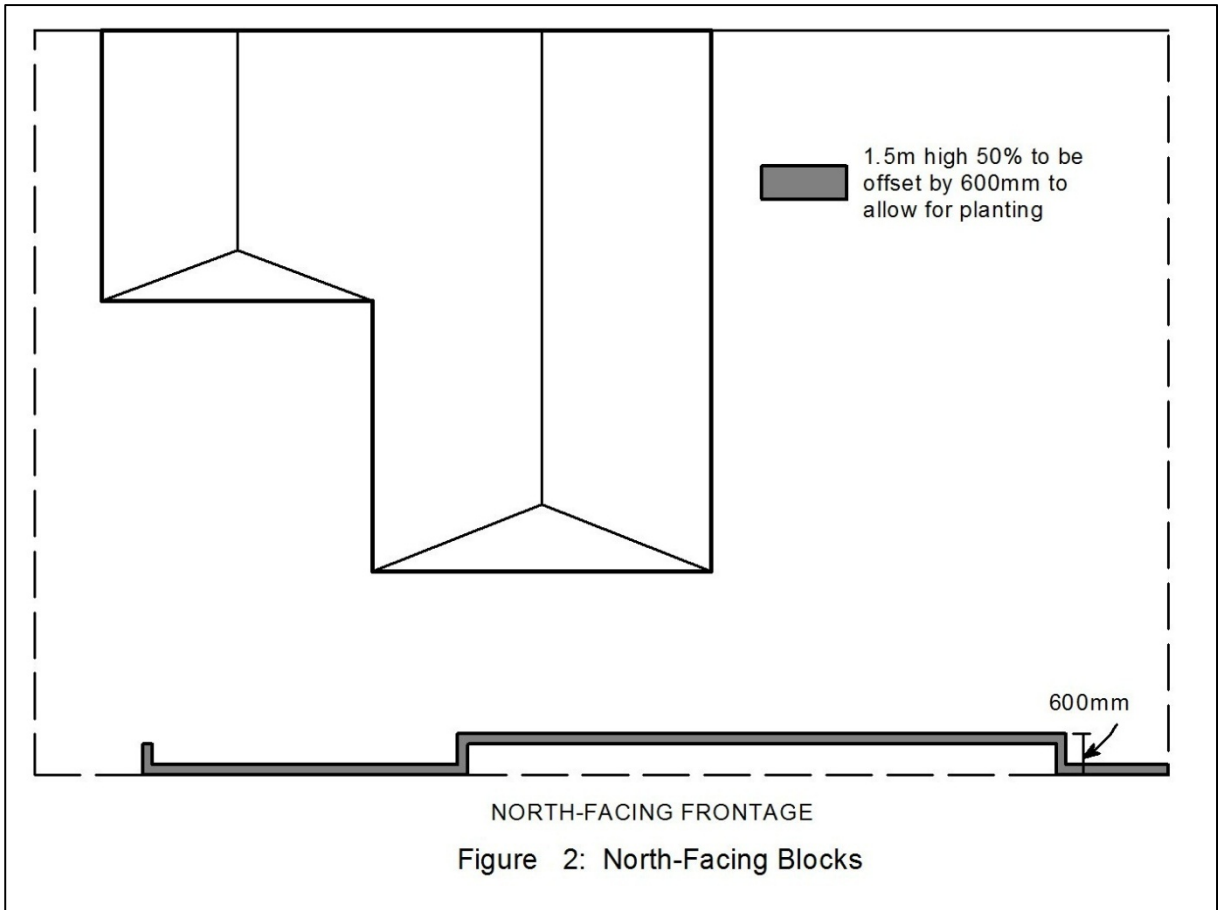


Figure 1: Boundary Fencing corner blocks and Boundary Fencing adjacent to open space

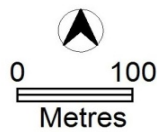


Part B Suburb of Crace – maps identifying blocks subject to ongoing block specific provisions



Ongoing block specific provisions for fencing

- fc -corner blocks
- fo - blocks adjacent to open space
- fn - north facing blocks



**Crace
Stage 2**

