



Australian Capital Territory

# Road Transport (Road Rules) Regulation 2017

SL2017-43

made under the

**Road Transport (Safety and Traffic Management) Act 1999**

**Republication No 6**

**Effective: 22 August 2019 – 19 December 2019**

Republication date: 22 August 2019

Last amendment made by [A2019-21](#)

## About this republication

### The republished law

This is a republication of the *Road Transport (Road Rules) Regulation 2017*, made under the *Road Transport (Safety and Traffic Management) Act 1999* (including any amendment made under the *Legislation Act 2001*, part 11.3 (Editorial changes)) as in force on 22 August 2019. It also includes any commencement, amendment, repeal or expiry affecting this republished law to 22 August 2019.

The legislation history and amendment history of the republished law are set out in endnotes 3 and 4.

### Kinds of republications

The Parliamentary Counsel's Office prepares 2 kinds of republications of ACT laws (see the ACT legislation register at [www.legislation.act.gov.au](http://www.legislation.act.gov.au)):

- authorised republications to which the *Legislation Act 2001* applies
- unauthorised republications.

The status of this republication appears on the bottom of each page.

### Editorial changes

The *Legislation Act 2001*, part 11.3 authorises the Parliamentary Counsel to make editorial amendments and other changes of a formal nature when preparing a law for republication. Editorial changes do not change the effect of the law, but have effect as if they had been made by an Act commencing on the republication date (see *Legislation Act 2001*, s 115 and s 117). The changes are made if the Parliamentary Counsel considers they are desirable to bring the law into line, or more closely into line, with current legislative drafting practice.

This republication does not include amendments made under part 11.3 (see endnote 1).

### Uncommenced provisions and amendments

If a provision of the republished law has not commenced, the symbol **U** appears immediately before the provision heading. Any uncommenced amendments that affect this republished law are accessible on the ACT legislation register ([www.legislation.act.gov.au](http://www.legislation.act.gov.au)). For more information, see the home page for this law on the register.

### Modifications

If a provision of the republished law is affected by a current modification, the symbol **M** appears immediately before the provision heading. The text of the modifying provision appears in the endnotes. For the legal status of modifications, see the *Legislation Act 2001*, section 95.

### Penalties

At the republication date, the value of a penalty unit for an offence against this law is \$160 for an individual and \$810 for a corporation (see *Legislation Act 2001*, s 133).



Australian Capital Territory

# Road Transport (Road Rules) Regulation 2017

made under the

**Road Transport (Safety and Traffic Management) Act 1999**

## Contents

---

	Page
<b>Part 1</b>	<b>Preliminary</b>
1	Name of regulation 2
3	Dictionary 2
4	Diagrams 2
5	Examples 2
6	Notes 2
7	Offences against regulation—application of Criminal Code etc 3
8	Offences against regulation—strict liability 3
9	Offences against regulation—defence 3
10	Objects of regulation 3

---

R6  
22/08/19

Road Transport (Road Rules) Regulation 2017  
Effective: 22/08/19-19/12/19

contents 1

	Page
<b>Part 2</b>	<b>Application of this regulation</b>
<b>Division 2.1</b>	<b>Roads and road related areas</b>
11	Regulation applies to vehicles and road users on roads and road related areas 4
12	References to <i>road</i> include road related area 4
<b>Division 2.2</b>	<b>Road users and vehicles</b>
14	Meaning of <i>road user</i> 4
15	Meaning of <i>vehicle</i> 4
16	Meaning of <i>driver</i> 5
17	Meaning of <i>rider</i> 5
18	Meaning of <i>pedestrian</i> 5
18A	Meaning of <i>personal mobility device</i> 6
19	References to <i>driver</i> includes rider etc 6
<b>Part 3</b>	<b>Speed limits</b>
20	Obeying speed limit 7
21	Speed limit where speed limit sign applies 7
22	Speed limit in speed limited area 8
23	Speed limit in school zone 8
24	Speed limit in shared zone 9
25	Speed limit elsewhere 10
<b>Part 4</b>	<b>Making turns</b>
<b>Division 4.1</b>	<b>Left turns</b>
26	Application—div 4.1—roundabouts, road related areas and adjacent land 11
27	Starting left turn from road (except multi-lane road) 11
28	Starting left turn from multi-lane road 12
29	Making left turn as indicated by turn line 15
<b>Division 4.2</b>	<b>Right turns</b>
30	Application—div 4.2—certain right turns 17
31	Starting right turn from road (except multi-lane road) 17
32	Starting right turn from multi-lane road 19
33	Making right turn 21

	Page
<b>Division 4.3</b>	<b>Hook turns at intersections</b>
34	Making hook turn at hook turn only sign 23
35	Optional hook turn by bicycle rider 25
36	Bicycle rider making hook turn contrary to no hook turn by bicycles sign 27
<b>Division 4.4</b>	<b>U-turns</b>
37	Beginning U-turn 27
38	Giving way when making U-turn 28
39	Making U-turn contrary to no U-turn sign 28
40	Making U-turn at intersection with traffic lights 28
41	Making U-turn at intersection without traffic lights 28
42	Starting U-turn at intersection 29
<b>Part 5</b>	<b>Change of direction and stop signals</b>
<b>Division 5.1</b>	<b>Change of direction signals</b>
44	Application—div 5.1—entering or leaving roundabout 30
45	Meaning of <i>changes direction</i> 30
46	Giving left change of direction signal 32
47	How to give left change of direction signal 33
48	Giving right change of direction signal 33
49	How to give right change of direction signal 34
50	How to give right change of direction signal by giving hand signal 34
51	When use of direction indicator lights permitted 35
<b>Division 5.2</b>	<b>Stop signals</b>
52	Application—div 5.2—bicycle riders and certain tram drivers 35
53	Giving stop signal 35
54	How to give stop signal 36
55	How to give stop signal by giving hand signal 36
<b>Part 6</b>	<b>Traffic lights, traffic arrows and twin red lights</b>
<b>Division 6.1</b>	<b>Obeying traffic lights and traffic arrows</b>
56	Stopping for red traffic light or arrow 37
57	Stopping for yellow traffic light or arrow 39
58	Exceptions to stopping for red or yellow traffic light 41

## Contents

---

	Page
59	Proceeding through red traffic light 42
60	Proceeding through red traffic arrow 42
60A	Proceeding through bicycle storage area before red traffic light or arrow 42
61	Proceeding when traffic light or arrow at intersection changes to yellow or red 43
<b>Division 6.2</b>	<b>Giving way at traffic lights and traffic arrows</b>
62	Giving way when turning at intersection with traffic lights 44
63	Giving way at intersection with traffic lights not operating or only partly operating 46
64	Giving way at flashing yellow traffic arrow at intersection 47
65	Giving way at marked foot crossing (except at intersection) with flashing yellow traffic light 47
<b>Division 6.3</b>	<b>Twin red lights (except at level crossings)</b>
66	Stopping for twin red lights (except at level crossing) 48
<b>Part 7</b>	<b>Giving way</b>
<b>Division 7.1</b>	<b>Giving way at stop sign, stop line, give way sign or give way line applying to driver</b>
67	Stopping and giving way at stop sign or stop line at intersection without traffic lights 49
68	Stopping and giving way at stop sign or stop line at other places 52
69	Giving way at give way sign or give way line at intersection (except roundabout) 54
70	Giving way at give way sign at bridge or length of narrow road 57
71	Giving way at give way sign or give way line at other places 58
<b>Division 7.2</b>	<b>Giving way at intersection without traffic lights or stop sign, stop line, give way sign or give way line applying to driver</b>
72	Giving way at intersection (except T-intersection or roundabout) 60
73	Giving way at T-intersection 66
<b>Division 7.3</b>	<b>Entering or leaving road related areas and adjacent land</b>
74	Giving way when entering road from road related area or adjacent land 71
75	Giving way when entering road related area or adjacent land from road 72

	Page
<b>Division 7.4</b>	<b>Keeping clear of and giving way to particular vehicles</b>
76	Keeping clear of tram travelling in tram lane etc 74
77	Giving way to buses 75
78	Keeping clear of police or emergency vehicle 76
79	Giving way to police or emergency vehicle 76
<b>Division 7.5</b>	<b>Crossings and shared zones</b>
80	Stopping at children's crossing 77
81	Giving way at pedestrian crossing 79
82	Overtaking or passing vehicle at children's crossing or pedestrian crossing 81
83	Giving way to pedestrian in shared zone 82
<b>Division 7.6</b>	<b>Other give way sections</b>
84	Giving way when driving through break in dividing strip 83
85	Giving way on painted island 84
86	Giving way in median turning bay 86
87	Giving way when moving from side of road or median strip parking area 87
<b>Part 8</b>	<b>Traffic signs and road markings</b>
<b>Division 8.1</b>	<b>Traffic signs and road markings at intersections and other places</b>
88	Left turn sign 89
89	Right turn sign 89
90	No turns sign 89
91	No left turn and no right turn sign 90
92	Traffic lane arrows 90
<b>Division 8.2</b>	<b>Traffic signs and road markings generally</b>
93	No overtaking or passing sign 92
94	No overtaking on bridge sign 92
95	Emergency stopping lane only sign 92
96	Keep clear marking 93
97	Road access sign 94
98	One-way sign 95
99	Keep left and keep right sign 96
100	No entry sign 96

## Contents

---

	Page
101	97
101A	97
<b>Division 8.3</b>	<b>Signs for trucks, buses and other large vehicles</b>
102	98
103	98
104	99
105	99
106	100
107	100
108	100
<b>Part 9</b>	<b>Roundabouts</b>
109	102
110	102
111	102
112	108
113	108
114	109
115	109
116	110
117	111
118	111
119	112
<b>Part 10</b>	<b>Level crossings</b>
120	113
121	113
122	114
123	114
124	114



	Page
<b>Part 11</b>	<b>Keeping left, overtaking and other driving rules</b>
<b>Division 11.1</b>	<b>General</b>
125	Unreasonably obstructing driver or pedestrian 115
126	Keeping safe distance behind vehicle 115
127	Keeping minimum distance between long vehicles 116
128	Entering blocked intersection 116
128A	Entering blocked crossing 117
<b>Division 11.2</b>	<b>Keeping to left</b>
129	Keeping to far left side of road 117
130	Keeping to left on multi-lane road 118
131	Keeping to left of oncoming vehicle 119
132	Keeping to left of centre of road or dividing line 121
133	Exceptions to keeping to left of centre of road 125
134	Exceptions to keeping to left of dividing line 125
135	Keeping to left of median strip 130
136	Driving on one-way service road 131
137	Keeping off dividing strip 131
138	Keeping off painted island 132
139	Exceptions for avoiding obstruction on road 134
<b>Division 11.3</b>	<b>Overtaking</b>
140	No overtaking unless safe to do so 135
141	No overtaking etc to left of vehicle 135
142	No overtaking to right of vehicle turning right etc 136
143	Passing or overtaking vehicle displaying do not overtake turning vehicle sign 136
144	Keeping safe distance when overtaking 137
145	Driver being overtaken not to increase speed 137
<b>Division 11.4</b>	<b>Driving in marked lanes or lines of traffic</b>
146	Driving within single marked lane or line of traffic 138
147	Moving from 1 marked lane to another marked lane across continuous line separating lanes 139
148	Giving way when moving from 1 marked lane or line of traffic to another marked lane or line of traffic 140

## Contents

---

	Page
148A Giving way when moving within single marked lane	142
149 Giving way when lines of traffic merge into single line of traffic	143
150 Driving on or across continuous white edge line	143
151 Riding motorbike or bicycle alongside more than 1 other rider	144
151A Motorbike lane filtering	145
<b>Division 11.5 Obeying overhead lane control devices applying to marked lanes</b>	
152 Complying with overhead lane control device	148
<b>Division 11.6 Driving in marked lanes designated for special purposes</b>	
153 Bicycle lane	149
154 Bus lane	150
155 Tram lane	151
155A Tramway	152
156 Transit lane	154
157 Truck lane	155
158 Exceptions to driving in special purpose lane etc	155
159 Marked lane required to be used by particular kind of vehicle	157
<b>Division 11.7 Passing trams and safety zones</b>	
160 Passing or overtaking tram that is not at or near left side of road	158
161 Passing or overtaking tram at or near left side of road	159
162 Driving past safety zone	159
163 Driving past rear of stopped tram at tram stop	160
164 Stopping beside stopped tram at tram stop	161
164A Staying stopped if tram comes from behind stopped driver and stops	162
<b>Division 11.8 Motor vehicles passing bicycle riders</b>	
164B Keeping safe lateral distance when passing bicycle rider	163
164C Exceptions—passing bicycle rider	164
<b>Part 12 Restrictions on stopping and parking</b>	
<b>Division 12.1 General</b>	
165 Stopping in emergency etc or to comply with another provision	165
166 Application—pt 12—bicycles	166

	Page
<b>Division 12.2</b>	<b>No stopping and no parking signs and road markings</b>
167	No stopping sign 166
168	No parking sign 166
169	No stopping on road with yellow edge line 167
<b>Division 12.3</b>	<b>Stopping at intersections and crossings</b>
170	Stopping in or near intersection 167
171	Stopping on or near children's crossing 170
172	Stopping on or near pedestrian crossing (except at intersection) 171
173	Stopping on or near marked foot crossing (except at intersection) 172
174	Stopping at or near bicycle crossing lights (except at intersection) 173
175	Stopping on or near level crossing 174
<b>Division 12.4</b>	<b>Stopping on clearways and freeways and in emergency stopping lanes</b>
176	Stopping on clearway 175
177	Stopping on freeway 176
178	Stopping in emergency stopping lane 176
<b>Division 12.5</b>	<b>Stopping in zones for particular vehicles</b>
179	Stopping in loading zone 176
180	Stopping in truck zone 178
181	Stopping in works zone 178
182	Stopping in taxi zone 179
183	Stopping in bus zone 179
183A	Stopping public bus in bus zone 180
184	Stopping in minibus zone 180
185	Stopping in permit zone 180
186	Stopping in mail zone 181
<b>Division 12.6</b>	<b>Other places where stopping is restricted</b>
187	Stopping in bicycle lane, bus lane, tram lane, tramway, transit lane, truck lane or on tram tracks 181
188	Stopping in shared zone 182
189	Double parking 182
190	Stopping in or near safety zone 185
191	Stopping near obstruction 186
192	Stopping on bridge or in tunnel etc 186

## Contents

---

	Page
193	187
194	187
195	188
195A	189
196	190
197	190
198	191
199	192
200	193
201	193
202	194
203	194
203A	195
<b>Division 12.7</b>	<b>Permissive parking signs and parking fees</b>
204	195
205	197
205A	197
206	198
207	198
<b>Division 12.8</b>	<b>Parallel parking</b>
208	199
208A	201
209	202
<b>Division 12.9</b>	<b>Angle parking</b>
210	203
<b>Division 12.10</b>	<b>Other parking related sections</b>
211	210
212	210
213	211
<b>Division 12.11</b>	<b>Metered parking</b>
213A	212
213B	212

	Page
213C	Metered parking—parking fee 213
213D	Metered parking—maximum length of stay 214
213E	Metered parking—exceptions 214
213F	Temporary closure of metered parking space 215
213G	Misuse of parking meter 216
213H	Interfering with parking meter etc 216
<b>Division 12.12 Ticket parking</b>	
213I	Ticket parking—parking in space 216
213J	Ticket parking—parking in space—motorbike 217
213K	Ticket parking—display of ticket 218
213L	Ticket parking—e-payment 220
213M	Ticket parking—maximum length of stay 220
213N	Ticket parking—exceptions to s 213K and s 213M 221
213O	Temporary closure of ticket parking space and area 222
213P	Use of false or damaged parking ticket etc 223
213Q	Misuse of parking ticket machine 223
213R	Interfering with parking ticket machine etc 223
213S	Interfering with parking ticket 224
<b>Division 12.13 Other road rules about stopping and parking</b>	
213T	Unauthorised use of parking permit and mobility parking scheme authority 224
213U	Interfering with parking permit and mobility parking scheme authority 225
213V	Stopping in emergency etc or to comply with another law 225
<b>Part 13 Lights and warning devices</b>	
<b>Division 13.1 Lights on vehicles (except bicycles, animals and animal-drawn vehicles)</b>	
214	Application—div 13.1—rider of bicycle, animal and animal-drawn vehicle 227
215	Using lights when driving at night or in hazardous weather conditions 227
216	Towing vehicle at night or in hazardous weather conditions 228
217	Using fog lights 229
218	Using headlights on high-beam 230
219	Lights not to be used to dazzle other road user 230
220	Using lights on vehicle that is stopped 231

## Contents

---

	Page
221 Using hazard warning lights	231
222 Using warning lights on bus carrying children	232
222A Lights on motor vehicle generally	233
222B Use of do not overtake turning vehicle sign	234
<b>Division 13.2 Lights on animal-drawn vehicles</b>	
223 Using lights when riding animal-drawn vehicle at night or in hazardous weather conditions	234
<b>Division 13.3 Horns and radar detectors</b>	
224 Using horn or similar warning device	235
<b>Division 13.4 Portable warning triangles for heavy vehicles</b>	
226 Heavy vehicle to be equipped with portable warning triangles	235
227 Using portable warning triangles	236
<b>Part 14 Rules for pedestrians</b>	
<b>Division 14.1 General</b>	
228 No pedestrians sign	238
229 Pedestrian on road with road access sign	238
230 Crossing road—general	238
231 Crossing road at pedestrian lights	239
232 Crossing road at traffic lights	240
233 Crossing road to or from tram	241
234 Crossing road on or near crossing for pedestrians	242
235 Crossing level crossing	242
235A Crossing pedestrian level crossing that has red pedestrian light	244
236 Pedestrian not to cause traffic hazard or obstruction	244
237 Getting on or into moving vehicle	246
238 Pedestrian travelling along road (except in or on wheeled recreational device, wheeled toy or personal mobility device)	247
239 Pedestrian on bicycle path or separated footpath	248
<b>Division 14.2 Additional rules for people travelling in or on wheeled recreational devices and wheeled toys</b>	
240A No wheeled recreational devices or toys sign	250
240 Wheeled recreational device or toy not to be used on certain roads	250
241 Travelling in or on wheeled recreational device or toy on road	251
241A Use of wheeled recreational device and wheeled toy on road	252

	Page
242	Travelling in or on wheeled recreational device or toy on footpath or shared path 252
243	Travelling on rollerblades etc on bicycle path or separated footpath 254
244	Wheeled recreational device or wheeled toy being towed etc 254
244A	Meaning of <i>scooter</i> and <i>motorised scooter</i> 255
244C	Motorised scooter not to be used 256
<b>Division 14.3 Additional rules for people travelling in or on personal mobility devices</b>	
244D	Personal mobility device not to be used on road if footpath etc available 256
244E	Travelling in or on personal mobility device on road 257
244F	Travelling in or on personal mobility device on footpath or shared path 257
244G	Travelling in or on personal mobility device across road on crossing 258
244H	Person travelling in or on personal mobility device must wear bicycle helmet 258
244I	Warning device on personal mobility device 259
244J	Personal mobility device use at night or hazardous weather conditions 259
<b>Part 15 Additional rules for bicycle riders</b>	
245	Riding bicycle 260
246	Carrying people on bicycle 260
247	Riding in bicycle lane on road 261
247A	Entering bicycle storage area 261
247B	Giving way while entering or in bicycle storage area 261
248A	Riding across road on crossing 262
249	Riding on separated footpath 263
250	Riding on footpath or shared path 263
251	Riding to left of oncoming bicycle rider on path 263
252	No bicycles sign and marking 264
253	Bicycle rider not to cause traffic hazard 264
254	Bicycle being towed etc 264
255	Riding too close to rear of motor vehicle 265
256	Bicycle helmet 265
257	Riding with person on bicycle trailer 265
258	Equipment on bicycle 266

## Contents

---

	Page
259	Riding at night 266
260	Stopping for red bicycle crossing light 266
261	Stopping for yellow bicycle crossing light 267
262	Proceeding when bicycle crossing at an intersection or another place on a road 267

### **Part 16 Rules for people travelling in or on vehicles**

263	Application—pt 16—people in or on tram 270
264	Wearing seatbelt—driver 270
265	Wearing seatbelt—passenger 16 years old or older 270
266	Wearing seatbelt—passenger under 16 years old 272
267	Exemptions—wearing seatbelt 277
268	How people must travel in or on motor vehicle 279
269	Opening door and getting out of vehicle etc 281
270	Wearing motorbike helmet 281
271	Riding on motorbike 284
272	Interfering with driver's control of vehicle etc 286

### **Part 17 Additional rules for drivers of trams, tram recovery vehicles and public buses**

#### **Division 17.1 Trams**

273	Application—div 17.1—tram recovery vehicle or public bus travelling along tram tracks 287
274	Stopping for red T light 287
275	Stopping for yellow T light 288
276	Exception to stopping for red or yellow T light 288
277	Proceeding after stopping for red or yellow T light 288
278	Proceeding when red traffic light and white T light or white traffic arrow showing 289
279	Proceeding when white T light or white traffic arrow no longer showing 289

#### **Division 17.2 Public buses**

280	Application—div 17.2 290
281	Stopping for red B light 291
282	Stopping for yellow B light 291
283	Exception to stopping for red or yellow B light 291



	Page
284	292
285	292
286	292
<b>Part 18</b>	<b>Miscellaneous road rules</b>
<b>Division 18.1</b>	<b>Miscellaneous rules for drivers</b>
287	294
288	295
289	297
290	298
291	299
291A	299
292	299
292A	300
293	301
294	302
295	302
295A	303
295B	305
296	306
297	307
298	307
299	308
300	310
300AA	313
300A	315
300B	315
300C	315
<b>Division 18.2</b>	<b>Rules for people in charge of animals</b>
301	316
302	317
303	317

	Page
<b>Division 18.2A</b>	<b>Miscellaneous rules for other people</b>
303A	Emission of waste oil or grease 318
303B	Safety of person on trailer 318
<b>Division 18.3</b>	<b>Obeying directions</b>
304	Direction by police officer or authorised person 319
<b>Part 19</b>	<b>Exemptions</b>
305	Exemption—driver of police vehicle generally—Act, s 35 320
305A	Exemption—driver of police vehicle—training and assessment 321
306	Exemption—driver of emergency vehicle 322
307	Stopping and parking exemption—police or emergency vehicle or authorised person 322
308	Exemption—police officer and emergency worker on foot 323
309	Exemption—driver of tram etc 323
309A	Exemption from requirement about riding on motorbike 324
310	Exemption—road worker etc 324
311	Exemption—oversize vehicle 326
312	Exemption—tow truck driver 328
<b>Part 20</b>	<b>Traffic control devices and traffic-related items</b>
<b>Division 20.1</b>	<b>General</b>
314	Diagram of traffic control device, traffic-related item or symbol 329
315	Legal effect of traffic control device 329
316	When traffic control device complies substantially with regulation 330
317	Information on or with traffic control device 333
318	Limited effect of certain traffic control devices 334
319	Legal effect of traffic-related item 335
320	When traffic-related item complies substantially with regulation 336
321	Meaning of information on or with traffic control device and traffic-related item 336
322	Reference to traffic control device and traffic-related item on road etc 337
323	Reference to light that is traffic signals 339
323A	Audible line 339

	Page
<b>Division 20.2</b>	<b>Application of traffic control devices to lengths of roads and areas</b>
324	Purpose—div 20.2 339
325	Reference to traffic control device—application to length of road and area 340
326	When traffic control device applies to length of road or area—basic rules 340
327	Length of road to which traffic sign (except parking control sign) applies 341
328	Reference to traffic control device applying to length of road 341
329	Traffic control device applying to marked lane 341
330	Traffic control device applying to slip lane 342
331	Traffic control device applying to intersection 342
332	Parking control sign applying to length of road 343
333	Parking control sign applying to length of road in area to which other parking control sign applies etc 344
334	How parking control sign applies to length of road 344
335	Traffic control device applying to area 346
336	How separated footpath sign and separated footpath road marking apply 348
<b>Division 20.3</b>	<b>Application of traffic control devices to people</b>
337	Purpose—div 20.3 348
338	Reference to traffic control device—application to people 348
339	When traffic control device applies to person—basic rules 349
340	Traffic control device (except road marking and parking control sign) 349
341	Road marking 350
342	Traffic sign (except parking control sign) applying to length of road 350
343	Traffic sign (except parking control sign) applying to area 351
344	Traffic control device applying to driver in marked lane 351
345	Traffic control device applying to driver in slip lane 351
346	Parking control sign 352
<b>Division 20.4</b>	<b>Prescribed traffic control devices</b>
346A	Preventing prescribed traffic control device being clearly visible 352
<b>Part 21</b>	<b>General</b>
347	Meaning of abbreviations and symbols 353

## Contents

---

		Page
348	Reference to driver doing something etc	353
349	Reference to certain kind of road	353
350	Reference to stopping or parking on length of road etc	354
351	Reference to left and right	354
352	Reference to stopping as near as practicable to place	355
353	Reference to pedestrian crossing road	355
<b>Schedule 1</b>	<b>Abbreviations and symbols</b>	356
<b>Schedule 2</b>	<b>Standard or commonly used traffic signs</b>	358
<b>Schedule 3</b>	<b>Other permitted traffic signs</b>	378
<b>Schedule 4</b>	<b>Symbols and traffic-related items</b>	402
<b>Dictionary</b>		405
<b>Endnotes</b>		
1	About the endnotes	431
2	Abbreviation key	431
3	Legislation history	432
4	Amendment history	433
5	Earlier republications	435



Australian Capital Territory

# Road Transport (Road Rules) Regulation 2017

---

made under the

**Road Transport (Safety and Traffic Management) Act 1999**

---

## Part 1 Preliminary

### 1 Name of regulation

This regulation is the *Road Transport (Road Rules) Regulation 2017*.

### 3 Dictionary

The dictionary at the end of this regulation is part of this regulation.

*Note 1* The dictionary at the end of this regulation defines certain terms used in this regulation, and includes references (*signpost definitions*) to other terms defined elsewhere in this regulation.

For example, the signpost definition '*parking permit*—see the *Road Transport (Safety and Traffic Management) Regulation 2017*, dictionary.' means that the term 'parking permit' is defined in that dictionary and the definition applies to this regulation.

*Note 2* A definition in the dictionary (including a signpost definition) applies to the entire regulation unless the definition, or another provision of the regulation, provides otherwise or the contrary intention otherwise appears (see [Legislation Act](#), s 155 and s 156 (1)).

### 4 Diagrams

A diagram in this regulation is part of this regulation.

### 5 Examples

An example in this regulation is part of this regulation.

*Note* An example is not exhaustive and may extend, but does not limit, the meaning of the provision in which it appears (see [Legislation Act](#), s 126 and s 132).

### 6 Notes

A note in this regulation is explanatory and is not part of this regulation.

*Note* See the [Legislation Act](#), s 127 (1), (4) and (5) for the legal status of notes.

## **7 Offences against regulation—application of Criminal Code etc**

Other legislation applies in relation to offences against this regulation.

*Note 1 Criminal Code*

The [Criminal Code](#), ch 2 applies to all offences against this regulation (see Code, pt 2.1).

The chapter sets out the general principles of criminal responsibility (including burdens of proof and general defences), and defines terms used for offences to which the Code applies (eg *conduct*, *intention*, *recklessness* and *strict liability*).

*Note 2 Penalty units*

The [Legislation Act](#), s 133 deals with the meaning of offence penalties that are expressed in penalty units.

## **8 Offences against regulation—strict liability**

An offence against this regulation is a strict liability offence.

## **9 Offences against regulation—defence**

It is a defence to an offence against this regulation if the defendant proves that the offence—

- (a) was the result of an accident; or
- (b) could not have been avoided by any reasonable efforts by the defendant.

## **10 Objects of regulation**

The objects of this regulation are to—

- (a) provide rules for all road users in the ACT that are substantially uniform with rules for road users elsewhere in Australia; and
- (b) specify behaviour for all road users that supports the safe and efficient use of roads in Australia.

## Part 2 Application of this regulation

### Division 2.1 Roads and road related areas

#### 11 Regulation applies to vehicles and road users on roads and road related areas

This regulation applies to vehicles and road users on roads and road related areas.

#### 12 References to *road* include road related area

Unless otherwise expressly stated in this regulation, a reference in this regulation (except in this division) to a road includes a road related area.

### Division 2.2 Road users and vehicles

#### 14 Meaning of *road user*

In this regulation:

*road user* means a driver, rider, passenger or pedestrian.

#### 15 Meaning of *vehicle*

In this regulation:

*vehicle* includes—

- (a) a motor vehicle, trailer and tram; and
- (b) a bicycle; and
- (c) an animal-drawn vehicle, and an animal that is being ridden or drawing a vehicle; and
- (d) a combination; and



(e) a motorised wheelchair that can travel at over 10km/h (on level ground);

but does not include another kind of wheelchair, a train, a personal mobility device, or a wheeled recreational device or wheeled toy.

## **16 Meaning of *driver***

(1) In this regulation:

*driver* means the person who is driving a vehicle (except a motorbike, bicycle, animal or animal-drawn vehicle).

(2) However, a *driver* does not include a person pushing a motorised wheelchair.

## **17 Meaning of *rider***

(1) In this regulation:

*rider* means the person who is riding a motorbike, bicycle, animal or animal-drawn vehicle.

(2) However, a *rider* does not include—

(a) a passenger; or

(b) a person walking beside and pushing a bicycle.

## **18 Meaning of *pedestrian***

In this regulation:

*pedestrian* includes—

(a) a person driving a motorised wheelchair that cannot travel at over 10km/h (on level ground); and

(b) a person in a non-motorised wheelchair; and

(c) a person pushing a motorised or non-motorised wheelchair; and

- (d) a person in or on a wheeled recreational device or wheeled toy;  
and
- (e) a person in or on a personal mobility device.

**18A Meaning of *personal mobility device***

In this regulation:

*personal mobility device* means a vehicle that—

- (a) is designed to be self-balancing while a person travels in or on the vehicle; and
- (b) is propelled by an electric motor; and
- (c) has 2 wheels that operate on a single axis; and
- (d) has a platform anywhere between the 2 wheels for the person's feet;  
and
- (e) has handles mounted on an upright post.

**19 References to *driver* includes rider etc**

Unless otherwise expressly stated in this regulation, each reference in this regulation (except in this division) to a *driver* includes a reference to a rider, and each reference in this regulation (except in this division) to *driving* includes a reference to riding.

## Part 3                      Speed limits

### 20                      Obeying speed limit

A driver must not drive at a speed over the speed limit applying to the driver for the length of road where the driver is driving.

Maximum penalty: 20 penalty units.

### 21                      Speed limit where speed limit sign applies

- (1) The speed limit applying to a driver for a length of road to which a speed limit sign applies is the number of kilometres per hour indicated by the number on the sign.
- (2) However, if the number on the speed limit sign is over 100 and the driver is driving a bus with a GVM over 5t, or another vehicle with a GVM over 12t, the speed limit applying to the driver for the length of road is 100km/h.
- (3) A speed limit sign on a road applies to the length of road beginning at the sign and ending at the nearest of the following:
  - (a) a speed limit sign on the road with a different number on the sign;
  - (b) an end speed limit sign or speed derestriction sign on the road;
  - (c) if the road ends at a T-intersection or dead end—the end of the road.

## 22 Speed limit in speed limited area

- (1) The speed limit applying to a driver for any length of road in a speed limited area is the number of kilometres per hour indicated by the number on the area speed limit sign on a road into the area, unless another speed limit applies to the driver for the length of road under another provision of this part.

### **Example—another speed limit**

Although an area speed limit sign on a road into a speed limited area may indicate a speed limit of 60km/h, a particular length of road in the area may have a school zone sign indicating a 40km/h speed limit for that length of road.

- (2) In this regulation:

*speed limited area* is the network of roads in an area with—

- (a) an area speed limit sign on each road into the area, indicating the same number; and
  - (b) an end area speed limit sign on each road out of the area.
- (3) In subsection (2):  
*road* does not include a road related area.

## 23 Speed limit in school zone

- (1) The speed limit applying to a driver for any length of road in a school zone is the number of kilometres per hour indicated by the number on the school zone sign on a road, or the road, into the zone.
- (2) In this regulation:  
*school zone* means—
  - (a) if there is a school zone sign and an end school zone sign, or a speed limit sign with a different number on the sign, on a road and there is no intersection on the length of road between the signs—that length of road; or

- (b) if there is a school zone sign on a road that ends in a dead end and there is no intersection, nor a sign mentioned in paragraph (a), on the length of road beginning at the sign and ending at the dead end—that length of road; or
  - (c) in any other case—the network of roads in an area with—
    - (i) a school zone sign on each road into the area, indicating the same number; and
    - (ii) an end school zone sign, or a speed limit sign indicating a different number, on each road out of the area.
- (3) In subsection (2) (c):  
*road* does not include a road related area.

## **24 Speed limit in shared zone**

- (1) The speed limit applying to a driver for any length of road in a shared zone is the number of kilometres per hour indicated by the number on the shared zone sign on a road, or the road into the zone.
- (2) In this regulation:  
*shared zone* means—
  - (a) if there is a shared zone sign and an end shared zone sign on a road and there is no intersection on the length of road between the signs—that length of road; or
  - (b) if there is a shared zone sign on a road that ends in a dead end and there is no intersection on the length of road beginning at the sign and ending at the dead end—that length of road; or

- (c) a network of roads in an area with—
    - (i) a shared zone sign on each road into the area, indicating the same number; and
    - (ii) an end shared zone sign on each road out of the area; or
  - (d) a road related area that is between a shared zone sign that relates to the area and an end shared zone sign that relates to the area.
- (3) In subsection (2) (c):
- road* does not include a road related area.

## 25 Speed limit elsewhere

- (1) If a speed limit sign does not apply to a length of road and the length of road is not in a speed limited area, school zone or shared zone, the speed limit applying to a driver for the length of road is the default speed limit.
- (2) The *default speed limit* applying to a driver for a length of road in a built-up area is 50km/h.
- (3) The *default speed limit* applying to a driver for any other length of road is 100km/h.

## **Part 4**                      **Making turns**

### **Division 4.1**              **Left turns**

#### **26**              **Application—div 4.1—roundabouts, road related areas and adjacent land**

- (1) This division does not apply to a driver entering or leaving a roundabout.
- (2) This division applies to a driver turning left from a road into a road related area or adjacent land, or from a road related area into a road, as if the driver were turning left at an intersection.
- (3) In this section:  
*road* does not include a road related area.

#### **27**              **Starting left turn from road (except multi-lane road)**

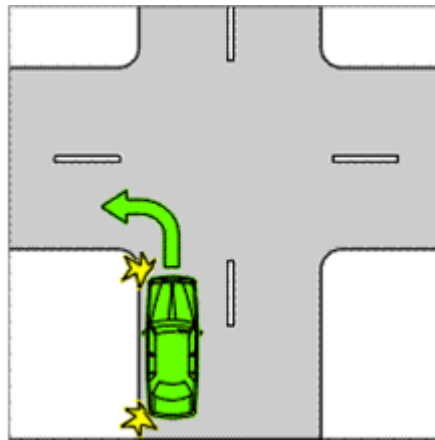
- (1) A driver turning left at an intersection from a road (except a multi-lane road) must approach and enter the intersection from as near as practicable to the far left side of the road.  
Maximum penalty: 20 penalty units.
- (1A) Subsection (1) also applies to the rider of a bicycle who approaches and enters an intersection from a bicycle storage area.
- (1B) Despite subsection (1), if there is space in a bicycle storage area for 2 riders of bicycles to be next to each other, the rider on the right may approach and enter the intersection as near as practicable to the right side of the other rider, but only if that other rider approaches and enters the intersection in accordance with this section.

- (2) In this section:

*road* does not include a road related area.

**Example**

Starting a left turn from a road (except a multi-lane road)



**28 Starting left turn from multi-lane road**

- (1) A driver turning left at an intersection from a multi-lane road must approach and enter the intersection from within the left lane unless—
- (a) the driver is required or permitted to approach and enter the intersection from within another marked lane under—
    - (i) section 88 (1) (Left turn sign); or
    - (ii) section 92 (Traffic lane arrows); or
    - (iii) section 159 (Marked lane required to be used by particular kind of vehicle); or
  - (b) the driver is turning, at B lights or traffic arrows, in accordance with division 17.2 (Public buses); or

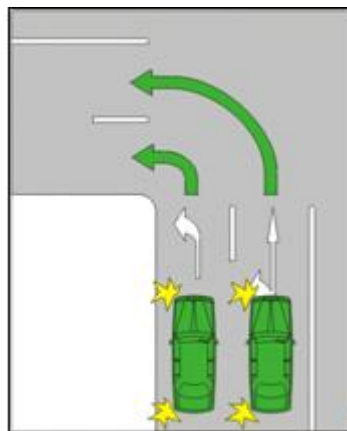


(c) subsection (1A) or (2) applies to the driver.

Maximum penalty: 20 penalty units.

**Example—s (1) (a)**

Starting a left turn on a multi-lane road with traffic lane arrows as required or permitted under s 92



(1A) A driver turning left at an intersection from a multi-lane road that has a slip lane must approach and enter the intersection—

(a) from within the slip lane; or


(b) if there is an obstruction that prevents the driver from entering the intersection from within the slip lane—from within the left lane.

Maximum penalty: 20 penalty units.

- (2) A driver may approach and enter the intersection from the marked lane next to the left lane as well as, or instead of, the left lane if—
- (a) the driver's vehicle, together with any load or projection, is 7.5m long, or longer; and
  - (b) the vehicle displays a do not overtake turning vehicle sign; and
  - (c) any part of the vehicle is within 50m of the nearest point of the intersection; and
  - (d) it is not practicable for the driver to turn left from within the left lane; and
  - (e) the driver can safely occupy the next marked lane and can safely turn left at the intersection by occupying the next marked lane, or both lanes.

**Example**

Long vehicle turning left from the left lane and next marked lane



- (2A) If there is a bicycle storage area before an intersection that extends across 1 or more marked lanes of a multi-lane road, the rider of a bicycle turning left must approach and enter the intersection from within the part of the bicycle storage area that is directly in front of the left marked lane or of a bicycle lane that is on the left side of the road.

Maximum penalty: 20 penalty units.

- (3) In this section:

*left lane* means—

- (a) the marked lane nearest to the far left side of the road; or
- (b) if there is an obstruction (for example, a parked car or roadworks) in that marked lane—the marked lane nearest to that marked lane that is not obstructed.

*marked lane*, for a driver, does not include a special purpose lane in which the driver is not permitted to drive.

## **29 Making left turn as indicated by turn line**

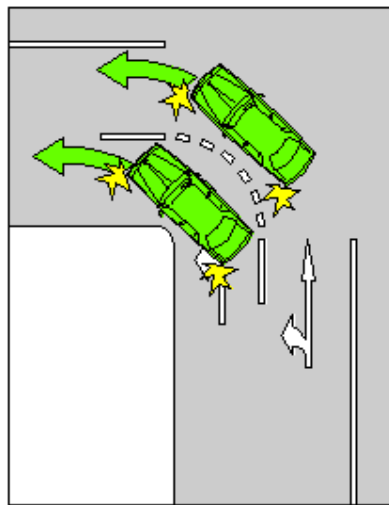
- (1) If a driver is turning left at an intersection and there is a turn line indicating how the turn is required to be made, the driver must make the turn as indicated by the turn line unless—
- (a) the driver is turning, at B lights or traffic arrows, in accordance with division 17.2 (Public buses); or

(b) subsection (2) applies to the driver.

Maximum penalty: 20 penalty units.

**Example**

Making a left turn as indicated by a turn line



- (2) A driver may turn left at an intersection other than as indicated by a turn line if—
- (a) the driver's vehicle, together with any load or projection, is 7.5m long, or longer; and
  - (b) the vehicle displays a do not overtake turning vehicle sign; and
  - (c) it is not practicable for the driver to turn left as indicated by the turn line; and
  - (d) the driver can safely turn left other than as indicated by the turn line.

## **Division 4.2 Right turns**

### **30 Application—div 4.2—certain right turns**

- (1) This division does not apply to—
  - (a) a driver turning right at an intersection where there is a hook turn only sign; or
  - (b) the rider of a bicycle making a hook turn under division 4.3 (Hook turns at intersections); or
  - (c) a driver making a U-turn; or
  - (d) a driver entering or leaving a roundabout.
- (2) This division applies to a driver turning right from a road into a road related area or adjacent land, or from a road related area into a road, as if the driver were turning right at an intersection.
- (3) In this section:  
*road* does not include a road related area.

### **31 Starting right turn from road (except multi-lane road)**

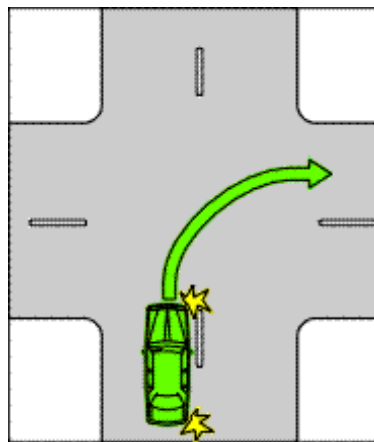
- (1) A driver turning right at an intersection from a road (except a multi-lane road) must approach and enter the intersection in accordance with this section.  
Maximum penalty: 20 penalty units.
- (2) If the road has a dividing line or median strip, the driver must approach and enter the intersection from the left of, parallel to, and as near as practicable to, the dividing line or median strip.
- (3) If the road does not have a dividing line or median strip and is not a one-way road, the driver must approach and enter the intersection from the left of, parallel to, and as near as practicable to, the centre of the road.

- (4) If the road is a one-way road, the driver must approach and enter the intersection from as near as practicable to the far right side of the road.
- (4A) Subsections (2) to (4) also apply to the rider of a bicycle who approaches and enters an intersection from a bicycle storage area.
- (4B) Despite subsections (2) to (4), if there is space in a bicycle storage area for 2 riders of bicycles to be next to each other, the rider on the left may approach and enter the intersection as near as practicable to the left side of the other rider, but only if that other rider approaches and enters the intersection in accordance with this section.
- (5) In this section:

*road* does not include a road related area.

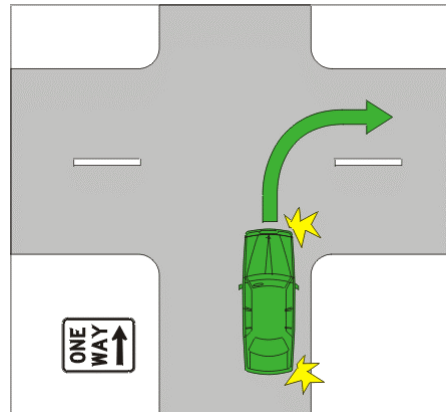
**Example 1**

Starting a right turn from a road with a dividing line



**Example 2**

Starting a right turn from a one-way road



**32 Starting right turn from multi-lane road**

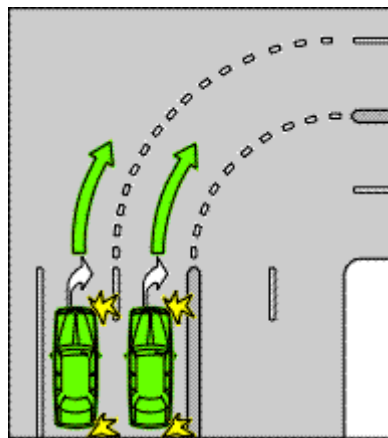
- (1) A driver turning right at an intersection from a multi-lane road must approach and enter the intersection from within the right lane unless—
  - (a) the driver is required or permitted to approach and enter the intersection from within another marked lane in accordance with—
    - (i) section 89 (1) (Right turn sign); or
    - (ii) section 92 (Traffic lane arrows); or
    - (iii) section 159 (Marked lane required to be used by particular kind of vehicle); or
  - (b) the driver is turning, at B lights or traffic arrows, in accordance with division 17.2 (Public buses); or

(c) subsection (2) applies to the driver.

Maximum penalty: 20 penalty units.

**Example—s (1) (a)**

Starting a right turn on a multi-lane road with traffic lane arrows as required or permitted under s 92



- (2) A driver may approach and enter the intersection from the marked lane next to the right lane as well as, or instead of, the right lane if—
- (a) the driver's vehicle, together with any load or projection, is 7.5m long, or longer; and
  - (b) the vehicle displays a do not overtake turning vehicle sign; and
  - (c) any part of the vehicle is within 50m of the nearest point of the intersection; and
  - (d) it is not practicable for the driver to turn right from within the right lane; and
  - (e) the driver can safely occupy the next marked lane and can safely turn right at the intersection by occupying the next marked lane, or both lanes.



- (2A) If there is a bicycle storage area before an intersection that extends across 1 or more marked lanes of a multi-lane road, the rider of a bicycle turning right (but not making a hook turn) must approach and enter the intersection from within the part of the bicycle storage area that is directly in front of the right marked lane or of a bicycle lane that is on the right side of the road.

Maximum penalty: 20 penalty units.

- (3) In this section:

*marked lane*, for a driver, does not include a special purpose lane in which the driver is not permitted to drive.

*right lane* means—

- (a) the marked lane nearest to the dividing line or median strip on the road; or
- (b) if there is an obstruction (for example, a parked car or roadworks) in that marked lane—the marked lane nearest to that marked lane that is not obstructed.

### **33 Making right turn**

- (1) A driver turning right at an intersection must make the turn in accordance with this section unless—
- (a) the driver is turning, at B lights or traffic arrows, in accordance with division 17.2 (Public buses); or
  - (b) subsection (4) applies to the driver.

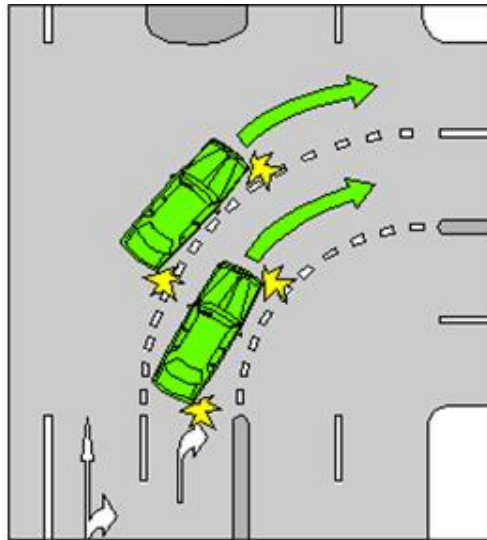
Maximum penalty: 20 penalty units.

- (2) If there is a turn line indicating how the turn is required to be made, the driver must make the turn as indicated by the turn line.

- (3) If there is no turn line indicating how the turn is required to be made, the driver must make the turn so the driver—
- (a) passes as near as practicable to the right of the centre of the intersection; and
  - (b) turns into the left of the centre of the road the driver is entering, unless the driver is entering a one-way road.

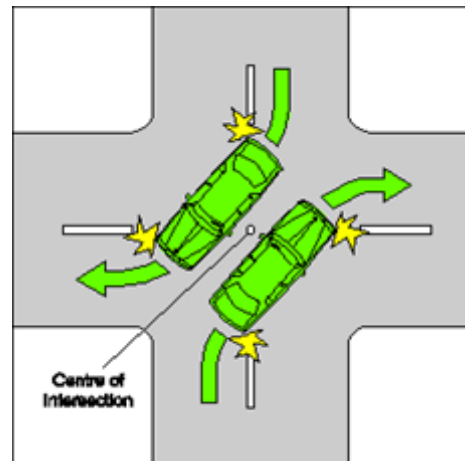
**Example 1**

Making a right turn as indicated by turn lines



**Example 2**

Making a right turn from a road with no turn lines indicating how to make the turn



- (4) A driver may turn right other than as indicated by a turn line if—
- (a) the driver's vehicle, together with any load or projection, is 7.5m long, or longer; and
  - (b) the vehicle displays a do not overtake turning vehicle sign; and
  - (c) it is not practicable for the driver to turn right as indicated by the turn line; and
  - (d) the driver can safely make the turn other than as indicated by the turn line.

## **Division 4.3      Hook turns at intersections**

### **34      Making hook turn at hook turn only sign**

- (1) A driver turning right at an intersection with traffic lights and a hook turn only sign must turn right by making a hook turn in accordance with this section.

Maximum penalty: 20 penalty units.

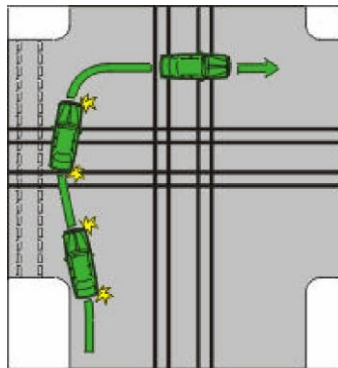
- (2) To make a ***hook turn***, the driver must take, in sequence, each of the following steps:
- 1 Approach and enter the intersection from as near as practicable to the far left side of the road that the driver is leaving.
  - 2 Move forward, keeping as near as practicable to the left of the intersection and clear of any marked foot crossing, until the driver is as near as practicable to the far side of the road that the driver is entering.
  - 3 Remain at the position reached under step 2 until the traffic lights on the road that the driver is entering change to green.
  - 4 Turn right into that road.

- (3) In this section:

***road*** does not include a road related area.

**Example**

Making a hook turn at a hook turn only sign



### **35 Optional hook turn by bicycle rider**

- (1) The rider of a bicycle turning right at an intersection without a hook turn only sign, or a no hook turn by bicycles sign, may turn right at the intersection by making a right turn under division 4.2 (Right turns) or a hook turn under this section.
- (2) The rider must make a hook turn under this section in accordance with subsection (3).

Maximum penalty: 20 penalty units.

- (3) To make a *hook turn* under this section, the rider must take, in sequence, each of the following steps:

- 1 Approach and enter the intersection from as near as practicable to the far left side of the road that the rider is leaving.
- 2 Move forward—
  - (a) keeping as near as practicable to the far left side of the intersection; and
  - (b) keeping clear of any marked foot crossing; and
  - (c) keeping clear, as far as practicable, of any driver turning left from the left of the intersection;

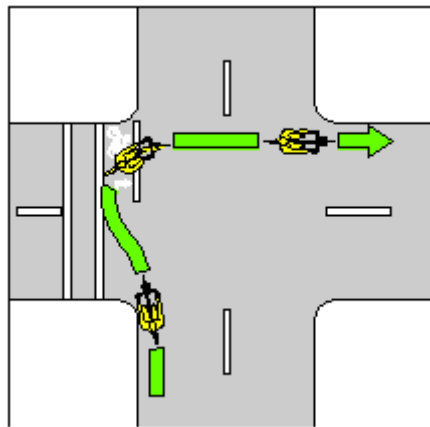
until the rider is as near as practicable to the far side of the road that the rider is entering.

- 3 If there are traffic lights at the intersection, remain at the position reached under step 2 until the traffic lights on the road that the rider is entering change to green.
- 4 If there are no traffic lights at the intersection, remain at the position reached under step 2 until the rider has given way to approaching drivers on the road that the rider is leaving.
- 5 Turn right into the road that the rider is entering.

- (4) To make a **hook turn** under this section at an intersection that has a bicycle hook turn storage area on the left side of the intersection, the rider must take the following initial 2 steps instead of the initial 2 steps listed in subsection (3):
- 1 Approach the intersection from the far left side of the road the rider is leaving and enter the intersection by moving into the bicycle hook turn storage area, keeping clear of any marked foot crossing.
  - 2 Move forward in the bicycle hook turn storage area until the rider is as near as practicable to the far side of the road that the rider is entering.

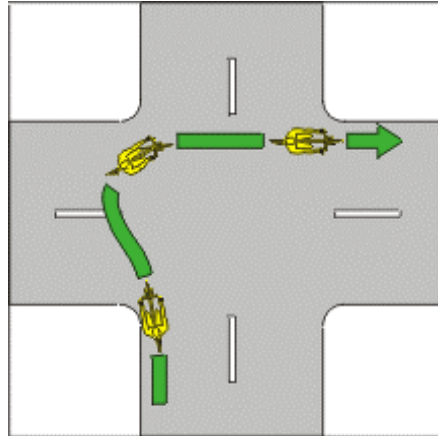
**Example 1**

Bicycle rider making a hook turn at an intersection without traffic lights where there is a bicycle hook turn storage area



**Example 2**

Bicycle rider making a hook turn at an intersection without traffic lights



**36 Bicycle rider making hook turn contrary to no hook turn by bicycles sign**

The rider of a bicycle must not make a hook turn at an intersection that has a no hook turn by bicycles sign.

Maximum penalty: 20 penalty units.

**Division 4.4 U-turns**

**37 Beginning U-turn**

A driver must not begin a U-turn unless—

- (a) the driver has a clear view of any approaching traffic; and
- (b) the driver can safely make the U-turn without unreasonably obstructing the free movement of traffic.

Maximum penalty: 20 penalty units.

**38 Giving way when making U-turn**

A driver making a U-turn must give way to all vehicles and pedestrians.

Maximum penalty: 20 penalty units.

**39 Making U-turn contrary to no U-turn sign**

- (1) A driver must not make a U-turn at a break in a dividing strip on a road if there is a no U-turn sign at the break in the dividing strip.

Maximum penalty: 20 penalty units.

- (2) A driver must not make a U-turn on a length of road to which a no U-turn sign applies.

Maximum penalty: 20 penalty units.

- (3) A no U-turn sign on a road (except a no U-turn sign at an intersection or at a break in a dividing strip) applies to the length of road beginning at the sign and ending at the nearer of the following:

- (a) the next intersection on the road;  
(b) if the road ends at a T-intersection or dead end—the end of the road.

**40 Making U-turn at intersection with traffic lights**

A driver must not make a U-turn at an intersection with traffic lights unless there is a U-turn permitted sign at the intersection.

Maximum penalty: 20 penalty units.

**41 Making U-turn at intersection without traffic lights**

A driver must not make a U-turn at an intersection without traffic lights if there is a no U-turn sign at the intersection.

Maximum penalty: 20 penalty units.



## 42 Starting U-turn at intersection

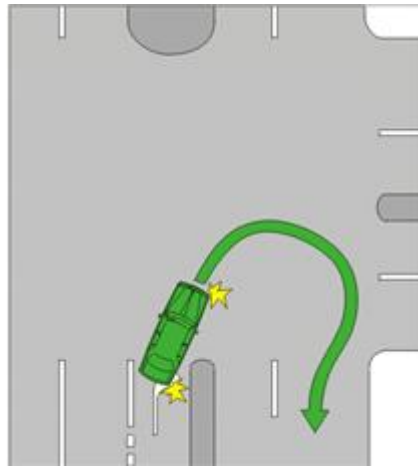
A driver making a U-turn at an intersection must start the U-turn—

- (a) if the road where the driver is turning has a dividing line or median strip—from the marked lane nearest, or as near as practicable, to the dividing line or median strip; or
- (b) in any other case—from the left of the centre of the road.

Maximum penalty: 20 penalty units.

### Example

Starting a U-turn on a road with a median strip



## Part 5 Change of direction and stop signals

### Division 5.1 Change of direction signals

#### 44 Application—div 5.1—entering or leaving roundabout

This division does not apply to a driver entering, in or leaving a roundabout.

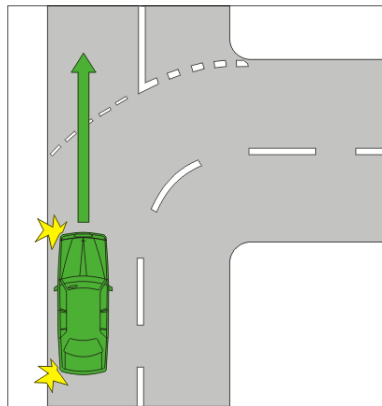
#### 45 Meaning of *changes direction*

- (1) A driver *changes direction* if the driver changes direction to the left or the driver changes direction to the right.
- (2) A driver *changes direction to the left* by doing any of the following:
  - (a) turning left;
  - (b) changing marked lanes to the left;
  - (c) diverging to the left;
  - (d) entering a marked lane, or a line of traffic, to the left;
  - (e) moving to the left to, or from, a stationary position;
  - (f) turning left into a marked lane, or a line of traffic, from a median strip parking area;
  - (g) at a T-intersection where the continuing road curves to the right—leaving the continuing road to proceed straight ahead onto the terminating road.
- (3) A driver *changes direction to the right* by doing any of the following:
  - (a) turning right;
  - (b) changing marked lanes to the right;
  - (c) diverging to the right;

- (d) entering a marked lane, or a line of traffic, to the right;
- (e) moving to the right to, or from, a stationary position;
- (f) turning right into a marked lane, or a line of traffic, from a median strip parking area;
- (g) making a U-turn;
- (h) at a T-intersection where the continuing road curves to the left—leaving the continuing road to proceed straight ahead onto the terminating road.

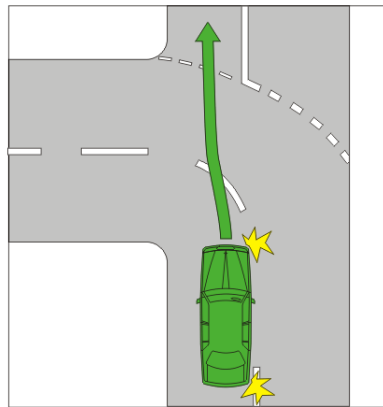
**Example 1—s (2) (g)**

Driver indicating change of direction at a T-intersection where the continuing road curves to the right and the driver is proceeding straight ahead onto the terminating road



**Example 2—s (3) (h)**

Driver indicating change of direction at a T-intersection where the continuing road curves to the left and the driver is proceeding straight ahead onto the terminating road



**46 Giving left change of direction signal**

- (1) Before a driver changes direction to the left, the driver must give a left change of direction signal in accordance with section 47 for long enough to comply with subsection (2) and, if subsection (3) applies to the driver, that subsection.

Maximum penalty: 20 penalty units.

- (2) The driver must give the change of direction signal for long enough to give sufficient warning to other drivers and pedestrians.
- (3) If the driver is about to change direction by moving from a stationary position at the side of the road or in a median strip parking area, the driver must give the change of direction signal for at least 5 seconds before the driver changes direction.

- (4) The driver must stop giving the change of direction signal as soon as the driver completes the change of direction.

Maximum penalty: 20 penalty units.

- (5) This section does not apply to a driver if the driver's vehicle is not fitted with direction indicator lights.

#### **47 How to give left change of direction signal**

The driver of a vehicle must give a left change of direction signal by operating the vehicle's left direction indicator lights.

#### **48 Giving right change of direction signal**

- (1) Before a driver changes direction to the right, the driver must give a right change of direction signal in accordance with section 49 for long enough to comply with subsection (2) and, if subsection (3) applies to the driver, that subsection.

Maximum penalty: 20 penalty units.

- (2) The driver must give the change of direction signal for long enough to give sufficient warning to other drivers and pedestrians.
- (3) If the driver is about to change direction by moving from a stationary position at the side of the road or in a median strip parking area, the driver must give the change of direction signal for at least 5 seconds before the driver changes direction.
- (3A) Subsection (3) does not apply to the rider of a bicycle that is stopped in traffic but not parked.
- (4) The driver must stop giving the change of direction signal as soon as the driver completes the change of direction.

Maximum penalty: 20 penalty units.

- (5) This section does not apply to—
- (a) the driver of a tram that is not fitted with direction indicator lights; or
  - (b) the rider of a bicycle making a hook turn.

**49 How to give right change of direction signal**

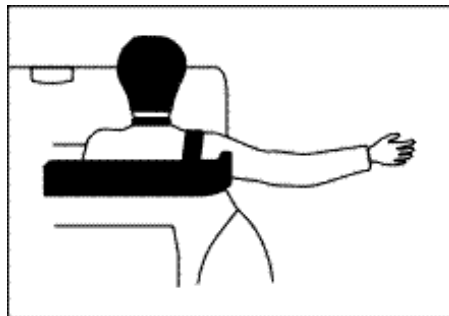
- (1) The driver of a vehicle must give a right change of direction signal by operating the vehicle's right direction indicator lights.
- (2) However, if the vehicle's direction indicator lights are not in working order or are not clearly visible, or the vehicle is not fitted with direction indicator lights, the driver must give the change of direction signal by giving a hand signal in accordance with section 50, or using a mechanical signalling device fitted to the vehicle.

**50 How to give right change of direction signal by giving hand signal**

To give a hand signal for changing direction to the right, the driver must extend the right arm and hand horizontally and at right angles from the right side of the vehicle, with the hand open and the palm facing the direction of travel.

**Example**

Giving a hand signal for changing direction to the right



**51 When use of direction indicator lights permitted**

The driver of a vehicle must not operate a direction indicator light except—

- (a) to give a change of direction signal when the driver is required to give the signal under this regulation; or
- (b) as part of the vehicle's hazard warning lights.

Maximum penalty: 20 penalty units.

**Division 5.2 Stop signals**

**52 Application—div 5.2—bicycle riders and certain tram drivers**

This division does not apply to the rider of a bicycle, or the driver of a tram that is not fitted with brake lights.

**53 Giving stop signal**

- (1) A driver must give a stop signal in accordance with section 54 before stopping or when suddenly slowing.

Maximum penalty: 20 penalty units.

- (2) If the driver is stopping, the driver must give the stop signal for long enough to give sufficient warning to other road users.

Maximum penalty: 20 penalty units.

- (3) If the driver is slowing suddenly, the driver must give the stop signal while slowing.

Maximum penalty: 20 penalty units.

## **54 How to give stop signal**

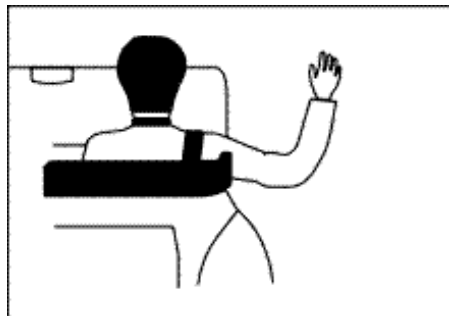
- (1) The driver of a vehicle must give a stop signal by means of the vehicle's brake lights.
- (2) However, if the vehicle's brake lights are not in working order or are not clearly visible, or the vehicle is not fitted with brake lights, the driver must give the stop signal by giving a hand signal in accordance with section 55, or using a mechanical signalling device fitted to the vehicle.

## **55 How to give stop signal by giving hand signal**

- (1) To give a hand signal for stopping or suddenly slowing, the driver must extend the right arm and hand at right angles from the right side of the vehicle, with the upper arm horizontal and the forearm and hand pointing upwards, and with the hand open and the palm facing the direction of travel.
- (2) However, the rider of a motorbike may give the hand signal by extending the left arm and hand at right angles from the left side of the motorbike, with the upper arm horizontal and the forearm and hand pointing upwards, and with the hand open and the palm facing the direction of travel.

### **Example**

Giving a hand signal for stopping or suddenly slowing





## **Part 6**                      **Traffic lights, traffic arrows and twin red lights**

### **Division 6.1**              **Obeying traffic lights and traffic arrows**

#### **56**                      **Stopping for red traffic light or arrow**

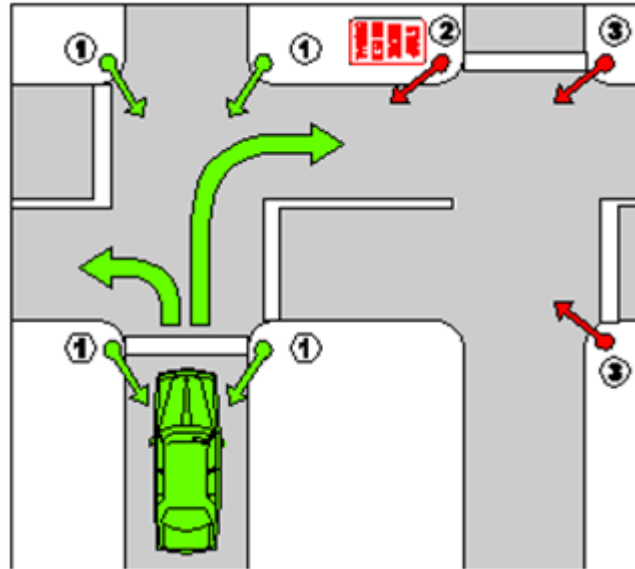
- (1) A driver approaching or at traffic lights showing a red traffic light must stop—
- (a) if there is a stop line at or near the traffic lights—as near as practicable to, but before reaching, the stop line; or
  - (b) if there is a stop here on red signal sign at or near the traffic lights, but no stop line—as near as practicable to, but before reaching, the sign; or
  - (c) if there is no stop line or stop here on red signal sign at or near the traffic lights—as near as practicable to, but before reaching, the nearest or only traffic lights;

and must not proceed past the stop line, stop here on red signal sign or nearest or only traffic lights until the traffic lights show a green or flashing yellow traffic light or no traffic light.

Maximum penalty: 20 penalty units.

**Example—s (1) (b)**

Stopping at a stop here on red signal sign on a road the driver is entering



In this example the driver may go straight ahead, or turn right or left, if there is a green traffic light showing at 1. However, the driver must not go beyond the stop here on red signal sign at 2 if there is a red traffic light showing on the road the driver is entering (see 2 and 3).

- (1A) However, if the traffic lights are at an intersection with a left turn on red after stopping sign and the driver is turning left at the intersection, the driver may turn left after stopping.
- (2) A driver approaching or at traffic arrows showing a red traffic arrow who is turning in the direction indicated by the arrow must stop—
  - (a) if there is a stop line at or near the traffic arrows—as near as practicable to, but before reaching, the stop line; or
  - (b) if there is a stop here on red arrow sign at or near the traffic arrows, but no stop line—as near as practicable to, but before reaching, the sign; or

- (c) if there is no stop line or stop here on red arrow sign at or near the traffic arrows—as near as practicable to, but before reaching, the nearest or only traffic arrows;

and must not proceed past the stop line, stop here on red arrow sign or nearest or only traffic arrows until the traffic arrows show a green or flashing yellow traffic arrow or no traffic arrow.

Maximum penalty: 20 penalty units.

- (3) If there is a bicycle storage area before any traffic lights referred to in subsection (1) or (2), a reference to the stop line in subsection (1) (a) or (2) (a)—
  - (a) in the case of the driver of a motor vehicle—is a reference to the first stop line that the driver comes, or came, to in approaching the lights; or
  - (b) in the case of the rider of a bicycle—is a reference to the stop line that is nearest to the intersection.

## **57 Stopping for yellow traffic light or arrow**

- (1) A driver approaching or at traffic lights showing a yellow traffic light must stop—
  - (a) if there is a stop line at or near the traffic lights and the driver can stop safely before reaching the stop line—as near as practicable to, but before reaching, the stop line; or
  - (b) if there is no stop line at or near the traffic lights and the driver can stop safely before reaching the traffic lights—as near as practicable to, but before reaching, the nearest or only traffic lights; or

- (c) if the traffic lights are at an intersection and the driver cannot stop safely in accordance with paragraph (a) or (b), but can stop safely before entering the intersection—before entering the intersection;

and must not proceed past the stop line or nearest or only traffic lights, or into the intersection, until the traffic lights show a green or flashing yellow traffic light or no traffic light.

Maximum penalty: 20 penalty units.

- (2) A driver approaching or at traffic arrows showing a yellow traffic arrow who is turning in the direction indicated by the arrow must stop—

- (a) if there is a stop line at or near the traffic arrows and the driver can stop safely before reaching the stop line—as near as practicable to, but before reaching, the stop line; or

- (b) if there is no stop line at or near the traffic arrows and the driver can stop safely before reaching the traffic arrows—as near as practicable to, but before reaching, the nearest or only traffic arrows; or

- (c) if the traffic arrows are at an intersection and the driver cannot stop safely in accordance with paragraph (a) or (b), but can stop safely before entering the intersection—before entering the intersection;

and must not proceed past the stop line or nearest or only traffic arrows, or into the intersection, until the traffic arrows show a green or flashing yellow traffic arrow or no traffic arrow.

Maximum penalty: 20 penalty units.

- (3) If the traffic lights or traffic arrows are at an intersection and the driver is not able to stop safely under subsection (1) or (2) and enters the intersection, the driver must leave the intersection as soon as the driver can do so safely.

Maximum penalty: 20 penalty units.

- (4) If there is a bicycle storage area before any traffic lights referred to in subsection (1) or (2), a reference to the stop line in subsection (1) (a) or (2) (a)—
- (a) in the case of the driver of a motor vehicle—is a reference to the first stop line that the driver comes, or came, to in approaching the lights;
  - (b) in the case of the rider of a bicycle—is a reference to the stop line that is nearest to the intersection.

## **58 Exceptions to stopping for red or yellow traffic light**

- (1) A driver approaching or at traffic lights showing a red traffic light or yellow traffic light does not have to stop if a green traffic arrow is also showing and the driver is turning in the direction indicated by the arrow.
- (2) A driver turning at an intersection with traffic lights who approaches or is at a red traffic light on the road that the driver is entering does not have to stop for that traffic light if there is no stop line or stop here on red signal sign at or near the traffic light.

**59 Proceeding through red traffic light**

- (1) If traffic lights at an intersection or marked foot crossing are showing a red traffic light, a driver must not enter the intersection or marked foot crossing.

Maximum penalty: 20 penalty units.

- (2) However, if the traffic lights are at an intersection with a left turn on red after stopping sign and the driver is turning left at the intersection, the driver may turn left after stopping.
- (3) Also, subsection (1) does not apply to a driver if section 58 (1) applies to the driver.

**60 Proceeding through red traffic arrow**

If traffic arrows at an intersection or marked foot crossing are showing a red traffic arrow, and a driver is turning in the direction indicated by the arrow, the driver must not enter the intersection or marked foot crossing.

Maximum penalty: 20 penalty units.

**60A Proceeding through bicycle storage area before red traffic light or arrow**

- (1) If there is a bicycle storage area before traffic lights that are showing a red traffic light, the driver of a motor vehicle must not allow any part of the vehicle to enter the bicycle storage area.

Maximum penalty: 20 penalty units.

- (2) If there is a bicycle storage area before traffic arrows that are showing a red traffic arrow, and the driver of a motor vehicle is turning in the direction indicated by the arrow, the driver must not allow any part of the vehicle to enter the bicycle storage area.

Maximum penalty: 20 penalty units.

**61 Proceeding when traffic light or arrow at intersection changes to yellow or red**

- (1) This section applies to—
  - (a) a driver at an intersection with traffic lights showing a green traffic light who has stopped after the stop line, stop here on red signal sign, or nearest or only traffic lights, at the intersection and is not making a hook turn at the intersection; or
  - (b) a driver at an intersection with traffic arrows showing a green traffic arrow who is turning in the direction indicated by the arrow and has stopped after the stop line, stop here on red arrow sign, or nearest or only traffic arrows, at the intersection.

**Example**

A driver may stop after the stop line at an intersection with traffic lights showing a green traffic light, and not proceed through the intersection, because traffic is congested.

- (2) If the traffic lights or traffic arrows change to yellow or red while the driver is stopped and the driver has not entered the intersection, the driver must not enter the intersection.

Maximum penalty: 20 penalty units.

- (3) However, if the traffic lights are at an intersection with a left turn on red after stopping sign and the driver is turning left at the intersection, the driver may turn left after stopping.
- (4) Also, subsection (2) does not apply to a driver if section 58 (1) applies to the driver.
- (5) If the traffic lights or traffic arrows change to yellow or red while the driver is stopped and the driver has entered the intersection, the driver must leave the intersection as soon as the driver can do so safely.

Maximum penalty: 20 penalty units.

## **Division 6.2 Giving way at traffic lights and traffic arrows**

### **62 Giving way when turning at intersection with traffic lights**

- (1) A driver turning at an intersection with traffic lights must give way to—
- (a) any pedestrian at or near the intersection who is crossing the road the driver is entering; and
  - (b) if the driver is turning left at a left turn on red after stopping sign at the intersection—
    - (i) any vehicle approaching from the right, turning right at the intersection into the road the driver is entering or making a U-turn; and
    - (ii) any pedestrian at or near the intersection who is on the road the driver is leaving; and
  - (c) if the driver is turning right—any oncoming vehicle that is going straight ahead or turning left at the intersection (except a vehicle turning left using a slip lane).

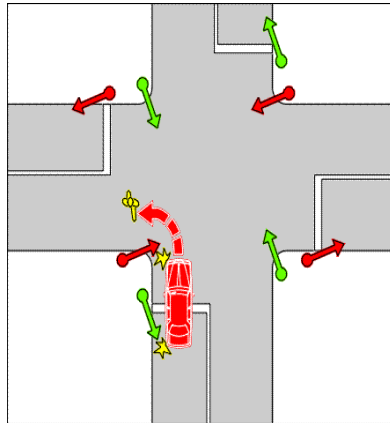
Maximum penalty: 20 penalty units.



- (2) However, a driver who is turning at an intersection with traffic arrows showing a green traffic arrow need not give way to an oncoming vehicle if the driver is turning in the direction indicated by the green traffic arrow.

**Example 1**

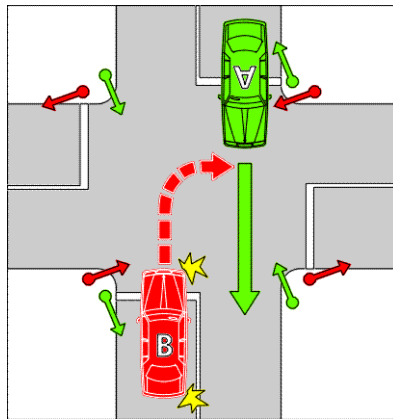
Giving way to a pedestrian on the road the driver is entering



In this example, the vehicle must give way to the pedestrian.

**Example 2**

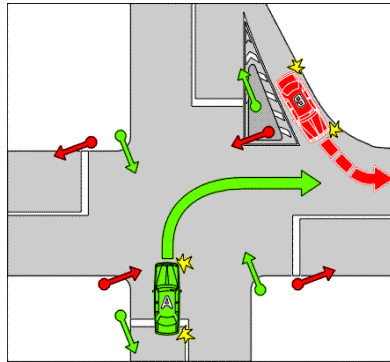
Driver turning right giving way to an oncoming vehicle going straight ahead



In this example, vehicle B must give way to vehicle A.

**Example 3**

Driver turning right does not have to give way to an oncoming vehicle that is turning left into the road the driver is entering using a slip lane



In this example, vehicle B must give way to vehicle A.

**63 Giving way at intersection with traffic lights not operating or only partly operating**

- (1) This section applies to a driver at an intersection if traffic lights at the intersection are not operating, or the traffic lights are showing only a flashing yellow traffic light.
- (2) If there is a traffic light-stop sign at the intersection, the driver must comply with section 67 (Stopping and giving way at stop sign or stop line at intersection without traffic lights) as if the sign were a stop sign at an intersection without traffic lights.

Maximum penalty: 20 penalty units.

- (3) If there is no traffic light-stop sign at the intersection, the driver must give way to vehicles and pedestrians at or near the intersection in accordance with section 72 (Giving way at intersection (except T-intersection or roundabout)) or section 73 (Giving way at T-intersection) as if the intersection were an intersection without traffic lights, or a stop sign, stop line, give way sign or give way line.

Maximum penalty: 20 penalty units.

- (4) Subsection (3) does not apply if the intersection is a roundabout.

**64 Giving way at flashing yellow traffic arrow at intersection**

A driver turning in the direction indicated by a flashing yellow traffic arrow at an intersection with traffic lights must give way to—

- (a) any vehicle travelling on the road the driver is entering; and
- (b) any pedestrian at or near the intersection who is crossing the road the driver is entering; and
- (c) if the driver is turning right—any oncoming vehicle that is going straight ahead or turning left at the intersection (except a vehicle turning left using a slip lane).

Maximum penalty: 20 penalty units.

**65 Giving way at marked foot crossing (except at intersection) with flashing yellow traffic light**

- (1) This section applies to a driver approaching or at a marked foot crossing (except at or near an intersection) with a flashing yellow traffic light at the crossing.
- (2) The driver must—
  - (a) give way to any pedestrian on or entering the crossing; and
  - (b) not obstruct any pedestrian on the crossing; and
  - (c) not overtake or pass a vehicle that is travelling in the same direction as the driver and is stopping, or has stopped, to give way at the crossing; and
  - (d) give way to any bicycle rider on or entering the crossing; and
  - (e) not obstruct any bicycle rider on or entering the crossing.

Maximum penalty: 20 penalty units.

- (3) If there is no pedestrian or bicycle rider on the crossing, and no other vehicle travelling in the same direction as the driver that is stopping, or has stopped, to give way at the crossing, the driver may proceed through the crossing.

### **Division 6.3 Twin red lights (except at level crossings)**

#### **66 Stopping for twin red lights (except at level crossing)**

- (1) A driver approaching or at twin red lights on a road (except at a level crossing) must stop in accordance with subsections (2) and (3).

Maximum penalty: 20 penalty units.

- (2) If there is a stop line at or near the lights and the driver can stop safely before reaching the stop line, the driver must stop as near as practicable to, but before reaching, the stop line.
- (3) If there is no stop line at or near the lights and the driver can stop safely before reaching the lights, the driver must stop as near as practicable to, but before reaching, the lights.
- (4) If the driver stops for the lights, the driver must not proceed until the lights are not showing.

Maximum penalty: 20 penalty units.

## **Part 7 Giving way**

### **Division 7.1 Giving way at stop sign, stop line, give way sign or give way line applying to driver**

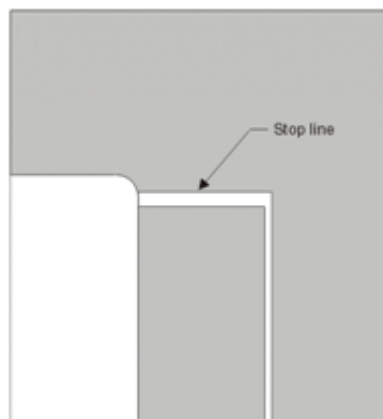
#### **67 Stopping and giving way at stop sign or stop line at intersection without traffic lights**

- (1) A driver at an intersection with a stop sign or stop line, but without traffic lights, must stop and give way in accordance with this section.  
Maximum penalty: 20 penalty units.
- (2) The driver must stop as near as practicable to, but before reaching—
  - (a) the stop line; or
  - (b) if there is no stop line—the intersection.
- (3) The driver must give way to a vehicle in, entering or approaching the intersection except—
  - (a) an oncoming vehicle turning right at the intersection if a stop sign, stop line, give way sign or give way line applies to the driver of the oncoming vehicle; or
  - (b) a vehicle turning left at the intersection using a slip lane; or
  - (c) a vehicle making a U-turn.
- (4) If the driver is turning left or right or making a U-turn, the driver must also give way to any pedestrian at or near the intersection who is crossing the road, or part of the road, the driver is entering.

- (5) For this section, an oncoming vehicle travelling through a T-intersection on the continuing road is taken not to be turning.

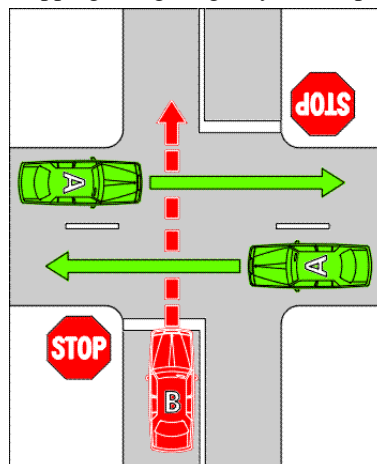
**Example 1**

Stop line



**Example 2**

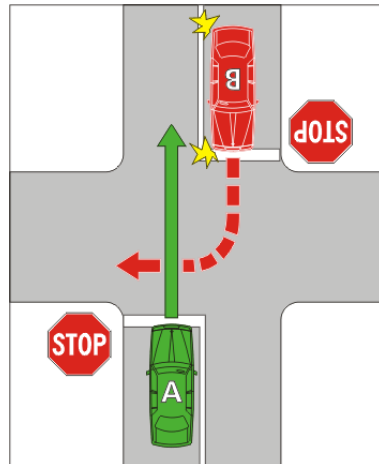
Stopping and giving way at a stop sign to vehicles on the left and right



In this example, vehicle B must stop and give way to each vehicle A.

**Example 3**

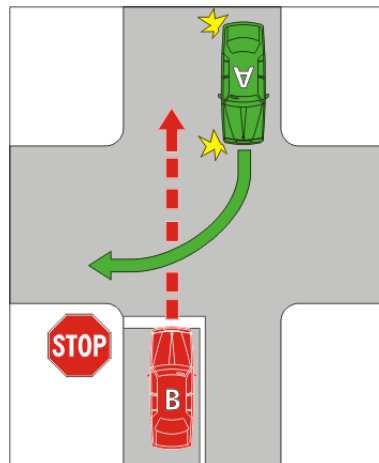
Stopping and giving way at a stop sign to an oncoming vehicle at a stop sign



In this example, vehicle B must stop and give way to vehicle A.

**Example 4**

Stopping and giving way at a stop sign to an oncoming vehicle that is not at a stop sign or give way sign



In this example, vehicle B must stop and give way to vehicle A.

**68 Stopping and giving way at stop sign or stop line at other places**

- (1) A driver approaching or at a place with a stop sign or stop line must stop and give way in accordance with this section, unless the place is—
- (a) an intersection; or
  - (b) a children’s crossing; or
  - (c) an area of a road that is not a children’s crossing only because it does not have—
    - (i) children crossing flags; or
    - (ii) children’s crossing signs and twin yellow lights; or
  - (d) a level crossing; or
  - (e) a place with twin red lights.

Maximum penalty: 20 penalty units.

**Examples**

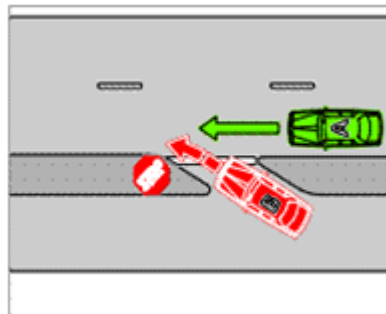
- 1 a stop sign at a break in a dividing strip dividing the part of the road used by the main body of moving vehicles from a service road
  - 2 a stop sign on an exit from a car park where the exit joins the road
- (2) The driver must stop as near as practicable to, but before reaching—
- (a) the stop line; or
  - (b) if there is no stop line—the stop sign.



- (3) The driver must give way to any vehicle or pedestrian at or near the stop line or stop sign.

**Example 1**

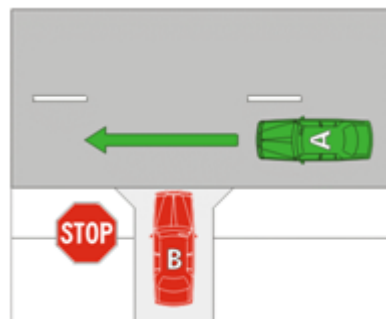
Stopping and giving way at a stop sign at a break in a dividing strip



In this example, vehicle B must stop and give way to vehicle A.

**Example 2**

Stopping and giving way at a stop sign where a car park exit joins a road



In this example, vehicle B must stop and give way to vehicle A.

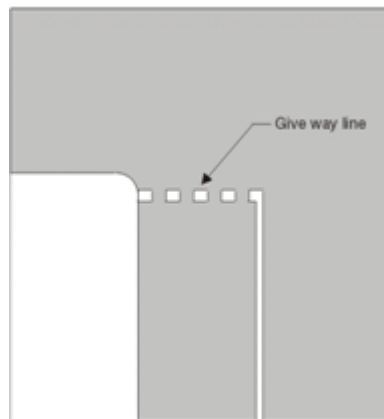
**69 Giving way at give way sign or give way line at intersection (except roundabout)**

- (1) A driver at an intersection (except a roundabout) with a give way sign or give way line must give way in accordance with this section.
- Maximum penalty: 20 penalty units.
- (2) Unless the driver is turning left using a slip lane, the driver must give way to a vehicle in, entering or approaching the intersection except—
- (a) an oncoming vehicle turning right at the intersection if a stop sign, stop line, give way sign or give way line applies to the driver of the oncoming vehicle; or
  - (b) a vehicle turning left at the intersection using a slip lane; or
  - (c) a vehicle making a U-turn.
- (2A) If the driver is turning left using a slip lane, the driver must give way to—
- (a) any vehicle on the road the driver is entering, or turning right at the intersection into the road the driver is entering (except a vehicle making a U-turn at the intersection); and
  - (b) any other vehicle or pedestrian on the slip lane.
- (3) If the driver is turning left or right or making a U-turn, the driver must also give way to any pedestrian at or near the intersection who is crossing the road, or part of the road, the driver is entering.

- (4) For this section, an oncoming vehicle travelling through a T-intersection on the continuing road is taken not to be turning.

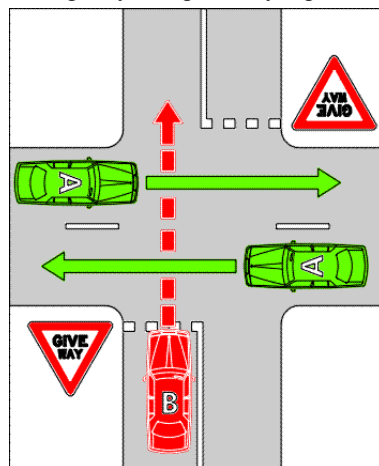
**Example 1**

Give way line



**Example 2**

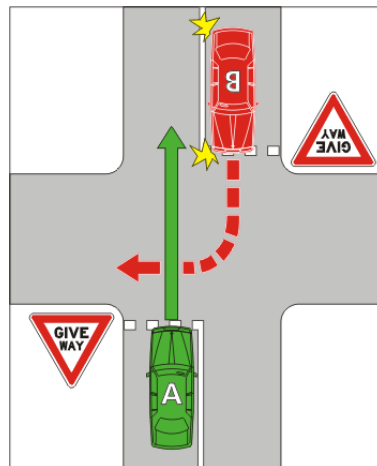
Giving way at a give way sign to vehicles on the left and right



In this example, vehicle B must give way to each vehicle A.

**Example 3**

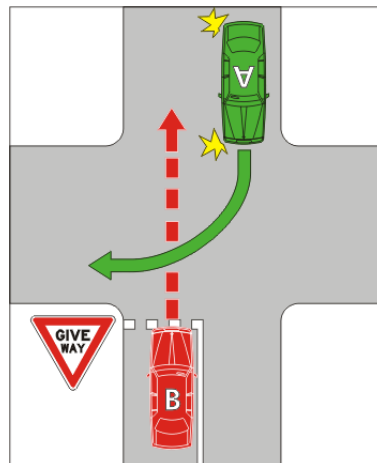
Giving way at a give way sign to an oncoming vehicle at a give way sign



In this example, vehicle B must give way to vehicle A.

**Example 4**

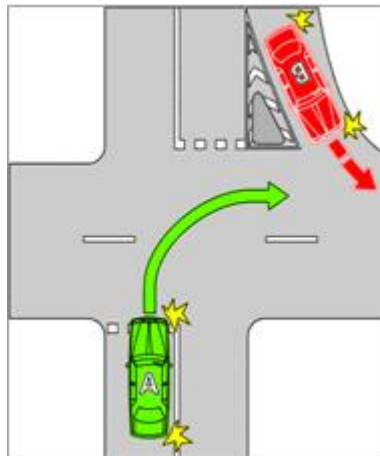
Giving way at a give way sign to an oncoming vehicle that is not at a stop sign or give way sign



In this example, vehicle B must give way to vehicle A.

**Example 5**

Driver turning right at a give way line does not have to give way to a vehicle turning left using a slip lane



In this example, vehicle B must give way to vehicle A.

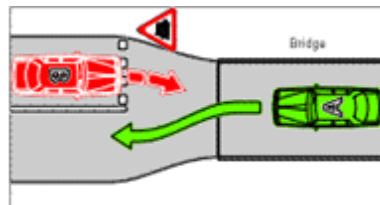
**70 Giving way at give way sign at bridge or length of narrow road**

A driver approaching a bridge or length of narrow road with a give way sign must give way to any oncoming vehicle that is on, or approaching, the bridge or length of road when the driver reaches the sign.

Maximum penalty: 20 penalty units.

**Example 1**

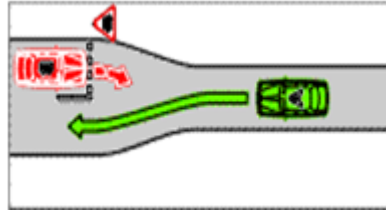
Giving way at a bridge



In this example, vehicle B must give way to vehicle A.

**Example 2**

Giving way at a length of narrow road



In this example, vehicle B must give way to vehicle A.

**71 Giving way at give way sign or give way line at other places**

- (1) A driver approaching or at a place (except an intersection, bridge or length of narrow road, level crossing, or a place with twin red lights) with a give way sign or give way line must give way in accordance with this section.

Maximum penalty: 20 penalty units.

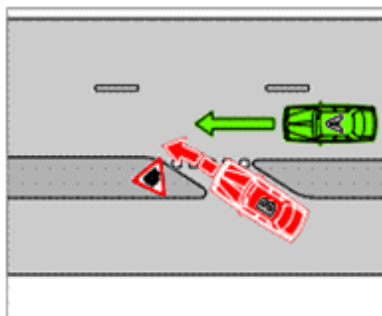
**Examples**

- 1 A give way sign at a break in a dividing strip dividing the part of the road used by the main body of moving vehicles from a service road.
- 2 A give way sign on a road at a place where a bicycle path meets the road.

- (2) The driver must give way to any vehicle or pedestrian at or near the give way sign or give way line.

**Example 1**

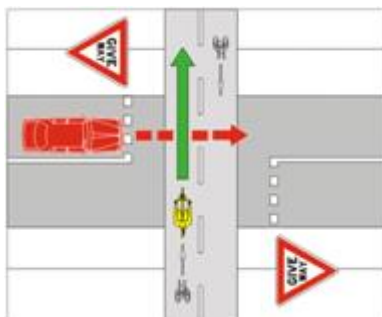
Giving way at a give way sign at a break in a dividing strip



In this example, vehicle B must give way to vehicle A.

**Example 2**

Giving way at a give way sign where a bicycle path meets a road



In this example, the motor vehicle must give way to the bicycle.

## **Division 7.2 Giving way at intersection without traffic lights or stop sign, stop line, give way sign or give way line applying to driver**

### **72 Giving way at intersection (except T-intersection or roundabout)**

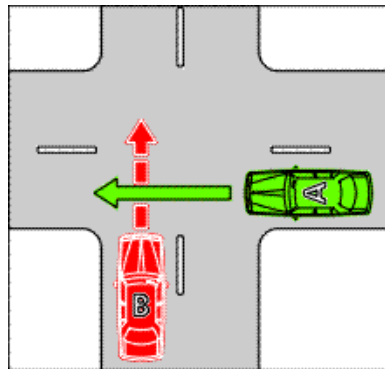
- (1) A driver at an intersection (except a T-intersection or roundabout) without traffic lights or a stop sign, stop line, give way sign or give way line, must give way in accordance with this section.

Maximum penalty: 20 penalty units.

- (2) If the driver is going straight ahead, the driver must give way to any vehicle approaching from the right, unless a stop sign, stop line, give way sign or give way line applies to the driver of the approaching vehicle.

#### **Example 1**

Driver going straight ahead giving way to a vehicle on the right that is going straight ahead

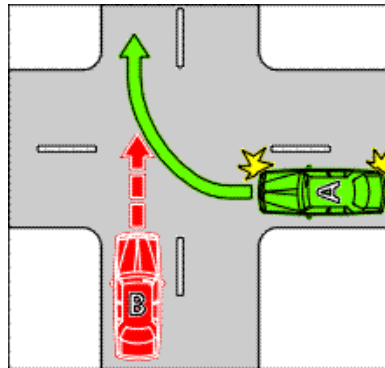


In this example, vehicle B must give way to vehicle A.



**Example 2**

Driver going straight ahead giving way to a vehicle on the right that is turning right

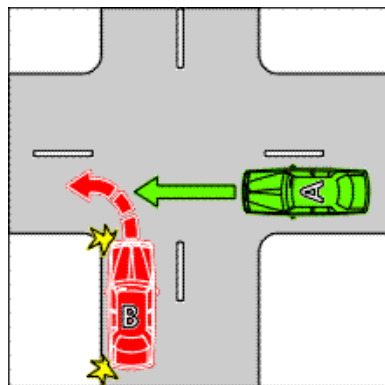


In this example, vehicle B must give way to vehicle A.

- (3) If the driver is turning left (except if the driver is using a slip lane), the driver must give way to—
- (a) any vehicle approaching from the right, unless a stop sign, stop line, give way sign or give way line applies to the driver of the approaching vehicle; and
  - (b) any pedestrian at or near the intersection who is crossing the road the driver is entering.

**Example 3**

Driver turning left giving way to a vehicle on the right that is going straight ahead



In this example, vehicle B must give way to vehicle A.

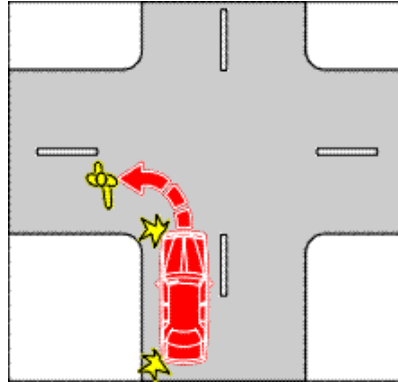
**Part 7** Giving way  
**Division 7.2** Giving way at intersection without traffic lights or stop sign, stop line, give way sign or give way line applying to driver

Section 72

---

**Example 4**

Driver turning left giving way to a pedestrian on the road the driver is entering

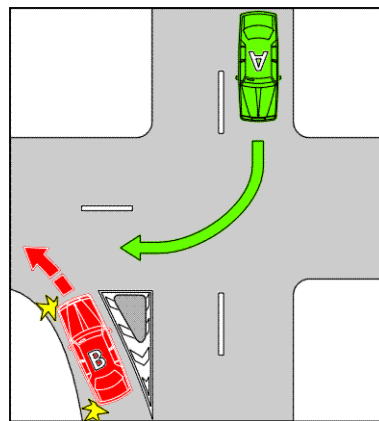


In this example, the vehicle must give way to the pedestrian.

- (4) If the driver is turning left using a slip lane, the driver must give way to—
- (a) any vehicle approaching from the right or turning right at the intersection into the road the driver is entering (except a vehicle making a U-turn at the intersection); and
  - (b) any pedestrian on or entering the slip lane.

**Example 5**

Driver turning left using a slip lane giving way to a vehicle that is turning right into the road the driver is entering



In this example, vehicle B must give way to vehicle A.

- (5) If the driver is turning right, the driver must give way to—
- (a) any vehicle approaching from the right, unless a stop sign, stop line, give way sign or give way line applies to the driver of the approaching vehicle; and
  - (b) any oncoming vehicle that is going straight ahead or turning left at the intersection, unless—
    - (i) a stop sign, stop line, give way sign or give way line applies to the driver of the oncoming vehicle; or
    - (ii) the oncoming vehicle is turning left using a slip lane; and

**Part 7** Giving way  
**Division 7.2** Giving way at intersection without traffic lights or stop sign, stop line, give way sign or give way line applying to driver

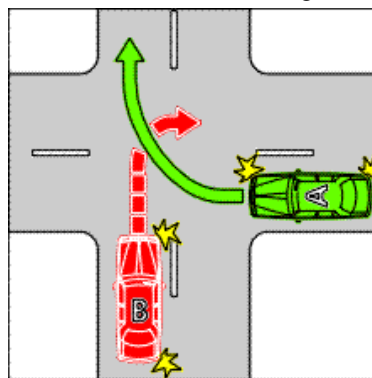
Section 72

---

- (c) any pedestrian at or near the intersection who is crossing the road the driver is entering.

**Example 6**

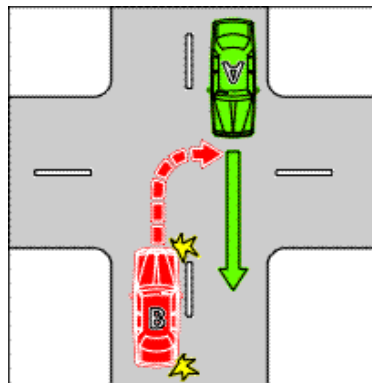
Driver turning right giving way to a vehicle on the right that is turning right into the road the driver is leaving



In this example, vehicle B must give way to vehicle A.

**Example 7**

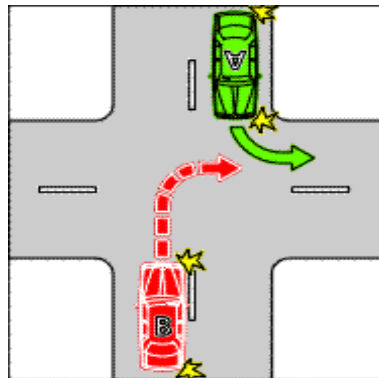
Driver turning right giving way to an oncoming vehicle that is going straight ahead on the road the driver is leaving



In this example, vehicle B must give way to vehicle A.

**Example 8**

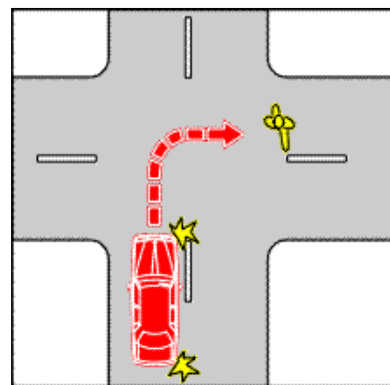
Driver turning right giving way to an oncoming vehicle that is turning left into the road the driver is entering



In this example, vehicle B must give way to vehicle A.

**Example 9**

Driver turning right giving way to a pedestrian on the road the driver is entering



In this example, the vehicle must give way to the pedestrian.

## **73 Giving way at T-intersection**

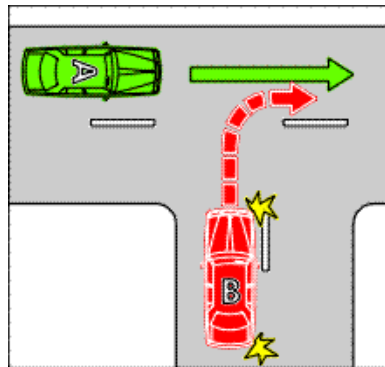
- (1) A driver at a T-intersection without traffic lights or a stop sign, stop line, give way sign or give way line, must give way in accordance with this section.

Maximum penalty: 20 penalty units.

- (2) If the driver is turning left (except if the driver is using a slip lane) or right from the terminating road into the continuing road, the driver must give way to—
- (a) any vehicle travelling on the continuing road (except a vehicle making a U-turn on the continuing road at the T-intersection); and
  - (b) any pedestrian who is crossing the continuing road at or near the intersection.

### **Example 1**

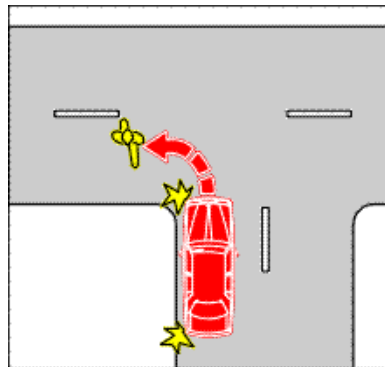
Driver turning right from the terminating road giving way to a vehicle on the continuing road



In this example, vehicle B must give way to vehicle A.

**Example 2**

Driver turning left (except if the driver is using a slip lane) from the terminating road giving way to a pedestrian on the continuing road

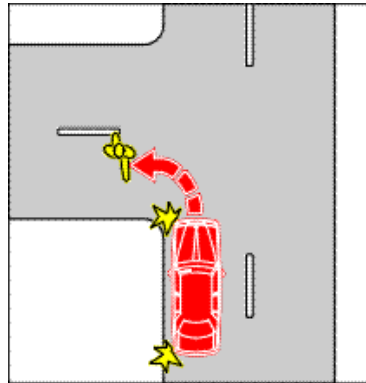


In this example, the vehicle must give way to the pedestrian.

- (3) If the driver is turning left from the terminating road into the continuing road using a slip lane, the driver must give way to—
  - (a) any vehicle travelling on the continuing road (except a vehicle making a U-turn on the continuing road at the T-intersection); and
  - (b) any pedestrian on the slip lane.
- (4) If the driver is turning left (except if the driver is using a slip lane) from the continuing road into the terminating road, the driver must give way to any pedestrian who is crossing the terminating road at or near the intersection.

**Example 3**

Driver turning left (except if the driver is using a slip lane) from the continuing road giving way to a pedestrian on the terminating road



In this example, the vehicle must give way to the pedestrian.

- (5) If the driver is turning from the continuing road into the terminating road using a slip lane, the driver must give way to—
  - (a) any vehicle approaching from the right (except a vehicle making a U-turn from the terminating road at the T-intersection); and
  - (b) any pedestrian on or entering the slip lane.
- (6) If the driver is turning right from the continuing road into the terminating road, the driver must give way to—
  - (a) any oncoming vehicle that is travelling through the intersection on the continuing road or turning left at the intersection; and
  - (b) any pedestrian who is crossing the terminating road at or near the intersection.
- (7) In this section:  
***turning left from the continuing road into the terminating road***, for a driver, includes, where the continuing road curves to the right at a

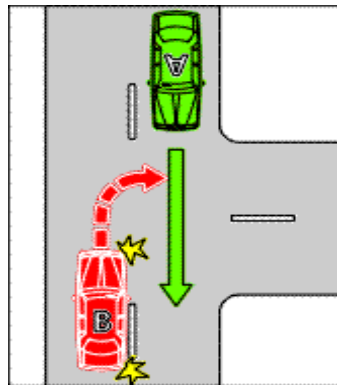


T-intersection, leaving the continuing road to proceed straight ahead onto the terminating road.

*turning right from the continuing road into the terminating road*, for a driver, includes, where the continuing road curves to the left at a T-intersection, leaving the continuing road to proceed straight ahead onto the terminating road.

**Example 4**

Driver turning right from the continuing road giving way to an oncoming vehicle travelling through the intersection on the continuing road



In this example, vehicle B must give way to vehicle A

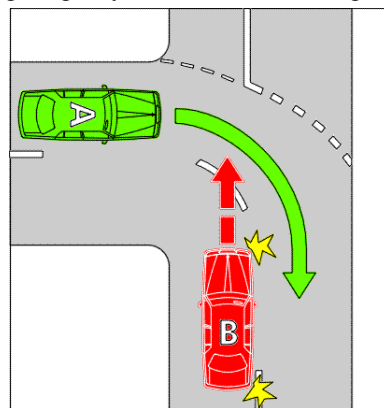
**Part 7** Giving way  
**Division 7.2** Giving way at intersection without traffic lights or stop sign, stop line, give way sign or give way line applying to driver

Section 73

---

**Example 5**

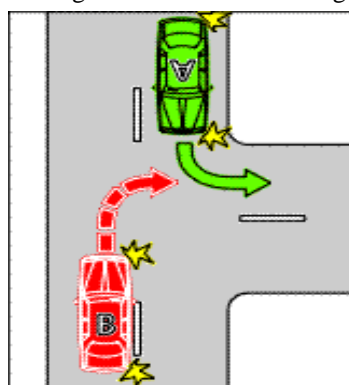
Driver leaving the continuing road to proceed straight ahead on the terminating road giving way to a vehicle travelling through the intersection on the continuing road



This example shows a T-intersection where the continuing road (which is marked with broken white lines) goes around a corner. Vehicle B is leaving the continuing road to enter the terminating road. In this example, vehicle B must give way to vehicle A.

**Example 6**

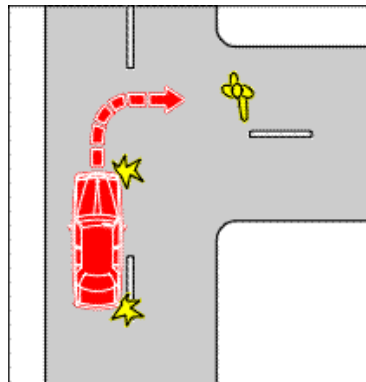
Driver turning right from the continuing road giving way to an oncoming vehicle turning left from the continuing road



In this example, vehicle B must give way to vehicle A.

**Example 7**

Driver turning right from the continuing road giving way to a pedestrian on the terminating road



In this example, the vehicle must give way to the pedestrian.

## Division 7.3 Entering or leaving road related areas and adjacent land

### 74 Giving way when entering road from road related area or adjacent land

- (1) A driver entering a road from a road related area, or adjacent land, without traffic lights or a stop sign, stop line, give way sign or give way line must give way to—
  - (a) any vehicle travelling on the road or turning into the road (except a vehicle turning right into the road from a road related area or adjacent land); and
  - (b) any pedestrian on the road; and
  - (c) any vehicle or pedestrian on any road related area that the driver crosses to enter the road; and
  - (d) for a driver entering the road from a road related area—
    - (i) any pedestrian on the road related area; and

- (ii) any other vehicle ahead of the driver's vehicle or approaching from the left or right.

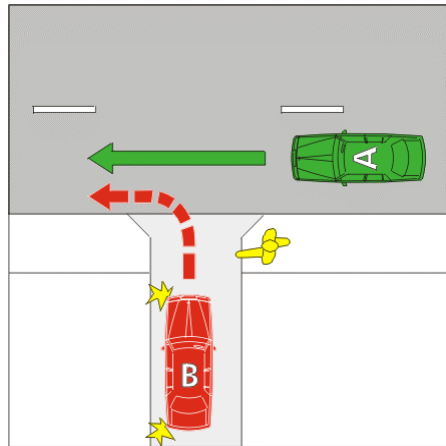
Maximum penalty: 20 penalty units.

- (2) In this section:

**road** does not include a road related area.

**Example**

Driver entering a road from a road related area giving way to a pedestrian on the footpath and a vehicle on the road



In this example, vehicle B must give way to the pedestrian on the footpath and to vehicle A.

## 75 Giving way when entering road related area or adjacent land from road

- (1) A driver entering a road related area or adjacent land from a place on a road without traffic lights or a stop sign, stop line, give way sign or give way line must give way to—
- (a) any pedestrian on the road; and
  - (b) any vehicle or pedestrian on any road related area that the driver crosses or enters; and

- (c) if the driver is turning right from the road—any oncoming vehicle on the road that is going straight ahead or turning left; and
- (d) if the road the driver is leaving ends at a T-intersection opposite the road related area or adjacent land and the driver is crossing the continuing road—any vehicle on the continuing road.

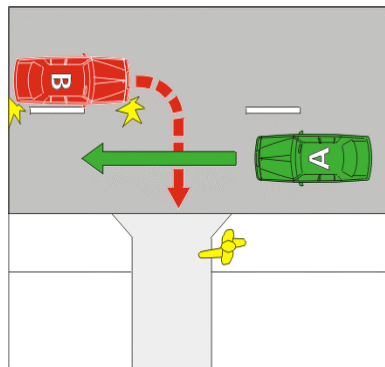
Maximum penalty: 20 penalty units.

- (2) In this section:

**road** does not include a road related area.

**Example 1**

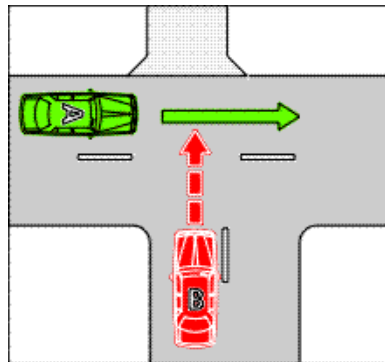
Driver turning right from a road into a road related area giving way to an oncoming vehicle that is going straight ahead and to a pedestrian on the footpath



In this example, vehicle B must give way to vehicle A. Vehicle B must also give way to the pedestrian on the footpath.

**Example 2**

Driver crossing a continuing road at a T-intersection to enter a road related area giving way to a vehicle on the continuing road



In this example, vehicle B must give way to vehicle A.

## Division 7.4 Keeping clear of and giving way to particular vehicles

### 76 Keeping clear of tram travelling in tram lane etc

- (1) A driver must not move into the path of an approaching tram travelling in a tram lane, or on tram tracks marked along the left side of the tracks by a broken or continuous yellow line parallel to the tracks.

Maximum penalty: 20 penalty units.

- (2) If a driver is in the path of an approaching tram travelling in a tram lane, or on tram tracks marked along the left side of the tracks by a broken or continuous yellow line parallel to the tracks, the driver must move out of the path of the tram as soon as the driver can do so safely.

Maximum penalty: 20 penalty units.

- (3) In this section:

*tram* includes a bus travelling along tram tracks.

## 77 Giving way to buses

- (1) A driver driving on a length of road in a built-up area, in the left lane or left line of traffic, or in a bicycle lane on the far left side of the road, must give way to a bus in front of the driver if—
- (a) the bus has stopped, or is moving slowly, at the far left side of the road, on a shoulder of the road, or in a bus-stop bay; and
  - (b) the bus displays a give way to buses sign and the right direction indicator lights of the bus are operating; and
  - (c) the bus is about to enter or proceed in the lane or line of traffic in which the driver is driving.

Maximum penalty: 20 penalty units.

- (2) In this section:

*left lane*, of a road, means—

- (a) the marked lane nearest to the far left side of the road (the *first lane*) or, if the first lane is a bicycle lane, the marked lane next to the first lane; or
- (b) if there is an obstruction in the first lane (for example, a parked car or roadworks) and the first lane is not a bicycle lane—the marked lane next to the first lane.

*left line of traffic*, for a road, means the line of traffic nearest to the far left side of the road.

**78 Keeping clear of police or emergency vehicle**

- (1) A driver must not move into the path of an approaching police or emergency vehicle that is displaying a flashing blue or red light (whether or not it is also displaying other lights) or sounding an alarm.

Maximum penalty: 20 penalty units.

- (2) If a driver is in the path of an approaching police or emergency vehicle that is displaying a flashing blue or red light (whether or not it is also displaying other lights) or sounding an alarm, the driver must move out of the path of the vehicle as soon as the driver can do so safely.

Maximum penalty: 20 penalty units.

- (3) This section applies to the driver despite any other provision of this regulation.

**79 Giving way to police or emergency vehicle**

- (1) A driver must give way to a police or emergency vehicle that is displaying a flashing blue or red light (whether or not it is also displaying other lights) or sounding an alarm.

Maximum penalty: 20 penalty units.

- (2) This section applies to the driver despite any other provision of this regulation that would otherwise require the driver of a police or emergency vehicle to give way to the driver.



## **Division 7.5 Crossings and shared zones**

### **80 Stopping at children's crossing**

- (1) A driver approaching a children's crossing must drive at a speed at which the driver can, if necessary, stop safely before the crossing.

Maximum penalty: 20 penalty units.

- (2) A driver approaching or at a children's crossing must stop as near as practicable to, but before reaching, the stop line at the crossing if—

- (a) a hand-held stop sign is displayed at the crossing; or
- (b) a pedestrian or bicycle rider is on or entering the crossing.

Maximum penalty: 20 penalty units.

- (3) If a driver stops at a children's crossing for a hand-held stop sign, the driver must not proceed until there is no pedestrian or bicycle rider on or entering the crossing and the holder of the sign—

- (a) no longer displays the sign towards the driver; or
- (b) otherwise indicates that the driver may proceed.

Maximum penalty: 20 penalty units.

- (4) If a driver stops at a children's crossing for a pedestrian or bicycle rider, the driver must not proceed until there is no pedestrian or bicycle rider on or entering the crossing.

Maximum penalty: 20 penalty units.

- (5) For this section, if a children's crossing extends across a road with a dividing strip, the part of the children's crossing on each side of the dividing strip is taken to be a separate children's crossing.

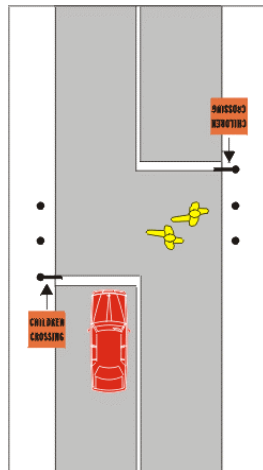
(6) In this regulation:

**children's crossing** means an area of a road—

- (a) at a place with stop lines marked on the road, and—
  - (i) children crossing flags; or
  - (ii) children's crossing signs and twin yellow lights; and
- (b) indicated by—
  - (i) 2 red and white posts erected on each side of the road; or
  - (ii) 2 parallel continuous or broken lines on the road surface from 1 side of the road completely or partly across the road; and
- (c) extending across the road between the posts or lines.

**Example 1**

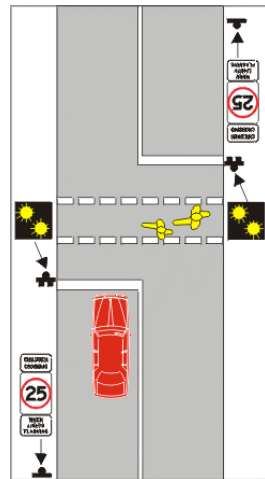
Driver stopped at stop line for pedestrians on a children's crossing with children crossing flags



In this example, the driver must stop at the stop line because there are pedestrians on the children's crossing.

**Example 2**

Driver stopped at stop line for pedestrians on a children's crossing with children's crossing signs and twin yellow lights



In this example, the driver must stop at the stop line because there are pedestrians on the children's crossing.

**81 Giving way at pedestrian crossing**

- (1) A driver approaching a pedestrian crossing must drive at a speed at which the driver can, if necessary, stop safely before the crossing.

Maximum penalty: 20 penalty units.

- (2) A driver must give way to any pedestrian or bicycle rider on or entering a pedestrian crossing.

Maximum penalty: 20 penalty units.

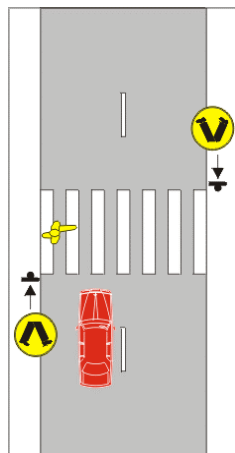
(3) In this regulation:

***pedestrian crossing*** means an area of a road—

- (a) at a place with white stripes on the road surface that—
  - (i) run lengthwise along the road; and
  - (ii) are of approximately the same length; and
  - (iii) are approximately parallel to each other; and
  - (iv) are in a row that extends completely, or partly, across the road; and
- (b) with or without either or both of the following:
  - (i) a pedestrian crossing sign;
  - (ii) alternating flashing twin yellow lights.

**Example 1**

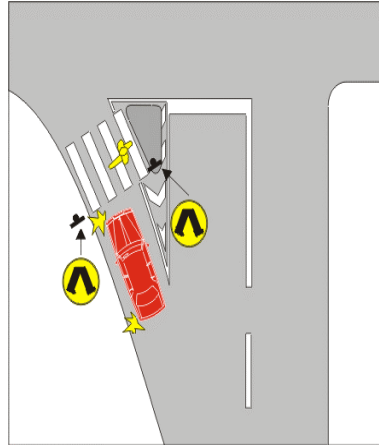
Giving way to a pedestrian on a pedestrian crossing



In this example, the driver must give way to the pedestrian on the crossing.

**Example 2**

Giving way to a pedestrian on a pedestrian crossing at a slip lane



In this example, the driver must give way to the pedestrian on the crossing.

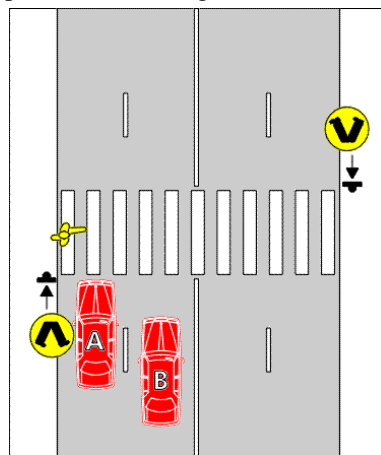
**82 Overtaking or passing vehicle at children's crossing or pedestrian crossing**

A driver approaching a children's crossing, or pedestrian crossing, must not overtake or pass a vehicle that is travelling in the same direction as the driver and is stopping, or has stopped, to give way to a pedestrian, or bicycle rider, on or entering the crossing.

Maximum penalty: 20 penalty units.

**Example**

Driver not passing a vehicle that has stopped to give way to a pedestrian at a pedestrian crossing



In this example, vehicle A has stopped to give way to a pedestrian on the crossing. Vehicle B must not overtake or pass vehicle A.

**83 Giving way to pedestrian in shared zone**

A driver driving in a shared zone must give way to any pedestrian in the zone.

Maximum penalty: 20 penalty units.

## Division 7.6 Other give way sections

### 84 Giving way when driving through break in dividing strip

- (1) If a driver drives through a break in a dividing strip that has no stop sign, stop line, give way sign or give way line, the driver must give way to—
  - (a) any tram on the dividing strip; and
  - (b) any vehicle travelling on the part of the road the driver is entering (except a vehicle to which a stop sign, stop line, give way sign, or give way line applies).

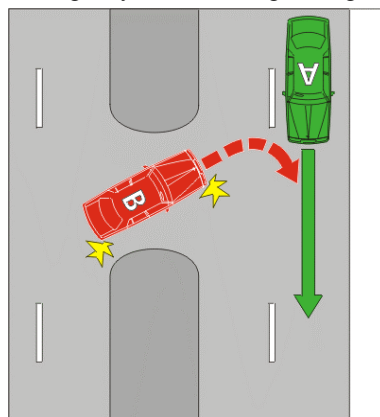
Maximum penalty: 20 penalty units.

- (2) In this section:

*tram* includes a bus travelling along tram tracks.

#### Example 1

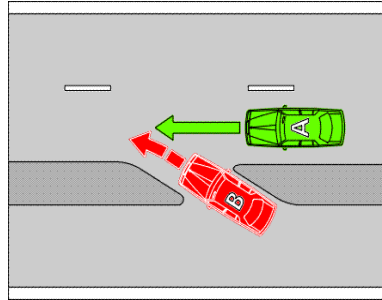
Giving way when driving through a break in a median strip



In this example, vehicle B must give way to vehicle A.

**Example 2**

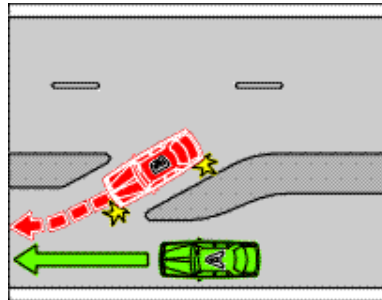
Giving way when driving through a break in a dividing strip to leave a service road



In this example, vehicle B must give way to vehicle A.

**Example 3**

Giving way when driving through a break in a dividing strip to enter a service road



In this example, vehicle B must give way to vehicle A.

**85 Giving way on painted island**

A driver entering a turning lane from a painted island must give way to—

- (a) any vehicle in the turning lane; or
- (b) if the turning lane and painted island are nearest to the far left side of the road—any vehicle entering the turning lane from the marked lane, or line of traffic, immediately to the right of the turning lane; or

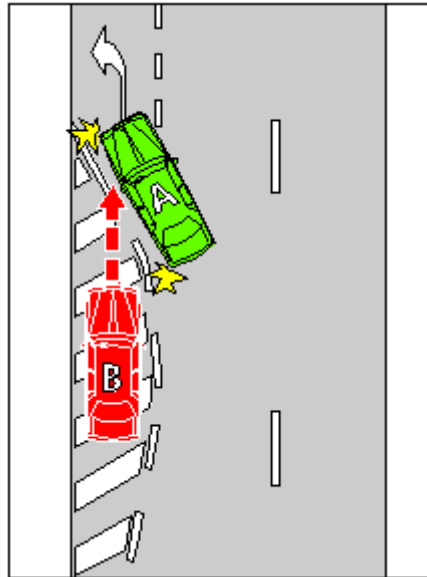


- (c) if the turning lane and painted island are nearest to the dividing line or median strip on the road or the far right side of the road—any vehicle entering the turning lane from the marked lane, or line of traffic, immediately to the left of the turning lane.

Maximum penalty: 20 penalty units.

**Example 1**

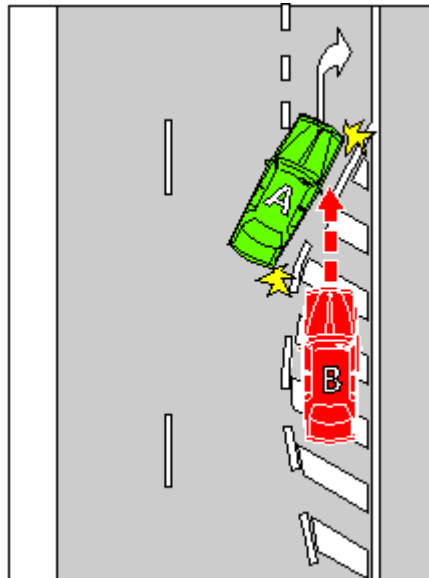
Driver entering a turning lane from a painted island giving way to a vehicle entering the turning lane from the marked lane immediately to the right of the turning lane



In this example, vehicle B must give way to vehicle A.

**Example 2**

Driver entering a turning lane from a painted island giving way to a vehicle entering the turning lane from the marked lane immediately to the left of the turning lane



In this example, vehicle B must give way to vehicle A.

**86 Giving way in median turning bay**

- (1) A driver entering a median turning bay must give way to any oncoming vehicle already in the turning bay.

Maximum penalty: 20 penalty units.

- (2) In this section:

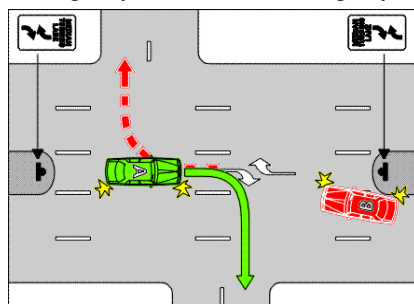
*median turning bay* means a marked lane, or the part of a marked lane—

- (a) to which a median turning lane sign applies; or

- (b) where traffic lane arrows applying to the lane indicate that vehicles travelling in opposite directions must turn right.

**Example**

Giving way in a median turning bay



In this example, vehicle B must give way to vehicle A.

**87 Giving way when moving from side of road or median strip parking area**

- (1) A driver entering a marked lane, or a line of traffic, from the far left or right side of a road must give way to any vehicle travelling in the lane or line of traffic.

Maximum penalty: 20 penalty units.

- (2) However, the driver of a public bus does not have to give way to a vehicle if—
- (a) the driver of the vehicle is required to give way to the bus under section 77 (Giving way to buses); and
  - (b) it is safe for the bus to enter the lane or line of traffic in which the vehicle is driving.

- (3) A driver turning from a median strip parking area into a marked lane, or a line of traffic, must give way to any vehicle travelling in the lane or line of traffic.

Maximum penalty: 20 penalty units.

- (4) In this section:

*road* does not include a road related area, but includes any shoulder of the road.

## **Part 8**                      **Traffic signs and road markings**

### **Division 8.1**                **Traffic signs and road markings at intersections and other places**

#### **88**                      **Left turn sign**

- (1) If there is a left turn only sign at an intersection, a driver must turn left at the intersection.

Maximum penalty: 20 penalty units.

- (2) If there is a left lane must turn left sign at an intersection, a driver who is in the left marked lane when entering the intersection must turn left at the intersection.

Maximum penalty: 20 penalty units.

#### **89**                      **Right turn sign**

- (1) If there is a right turn only sign at an intersection, a driver must turn right at the intersection.

Maximum penalty: 20 penalty units.

- (2) If there is a right lane must turn right sign at an intersection, a driver who is in the right marked lane when entering the intersection must turn right at the intersection.

Maximum penalty: 20 penalty units.

- (3) In this section:

*turn right* does not include make a U-turn.

#### **90**                      **No turns sign**

If there is a no turns sign at an intersection, a driver must not turn left or right, or make a U-turn, at the intersection.

Maximum penalty: 20 penalty units.

**91 No left turn and no right turn sign**

- (1) If there is a no left turn sign at an intersection, or another place on a road, a driver must not turn left at the intersection or place.

Maximum penalty: 20 penalty units.

- (2) If there is a no right turn sign at an intersection, or another place on a road, a driver must not turn right or make a U-turn at the intersection or place.

Maximum penalty: 20 penalty units.

- (3) However, a driver may make a U-turn at the intersection or place if there is a U-turn permitted sign at the intersection or place.

**92 Traffic lane arrows**

- (1) If a driver is driving in a marked lane at an intersection (except a roundabout) and there are traffic lane arrows applying to the lane, the driver must—

- (a) if the arrows indicate a single direction—drive in that direction; or  
(b) if the arrows indicate 2 or more directions—drive in 1 of those directions.

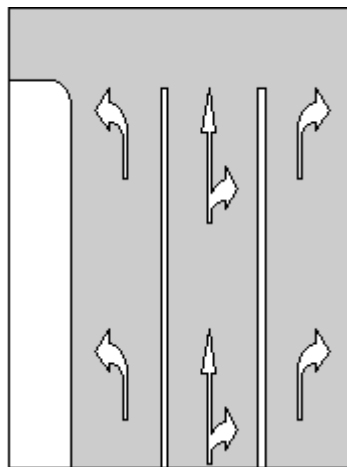
Maximum penalty: 20 penalty units.

- (2) However, this section does not apply to a driver if—
- (a) the arrows indicate a direction to the right (whether or not they also indicate another direction) at an intersection and the driver is making a U-turn at the intersection; or
- (b) a traffic sign indicates that the driver may drive in a direction different to that indicated by the traffic lane arrows; or
- (c) the driver is driving in the direction indicated by traffic lane arrows that apply to 1 or more marked lanes and there is an obstruction in each of those lanes; or

- (d) the driver is turning at an intersection in accordance with section 28 (2) (Starting left turn from multi-lane road) or section 32 (2) (Starting right turn from multi-lane road).

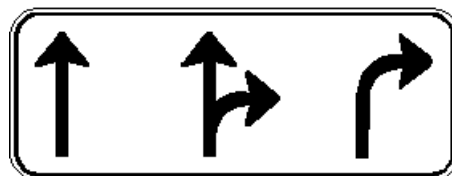
**Example 1**

Traffic lane arrows on the surface of marked lanes



**Example 2**

Traffic lane arrows on a traffic sign



- (3) The existence of a bicycle storage area in a marked lane does not alter a driver's obligation to comply with this section.

## Division 8.2 Traffic signs and road markings generally

### 93 No overtaking or passing sign

- (1) A driver must not—
  - (a) drive past a no overtaking or passing sign if any oncoming vehicle is on the bridge or length of road to which the sign applies; or
  - (b) overtake a vehicle on a bridge or length of road to which a no overtaking or passing sign applies.

Maximum penalty: 20 penalty units.

- (2) A no overtaking or passing sign on a road applies to the length of road (including a length of road on a bridge) beginning at the sign and ending—
  - (a) if information on or with the sign indicates a distance—at that distance past the sign; or
  - (b) if the sign applies to a bridge—at the end of the bridge; or
  - (c) at an end no overtaking or passing sign on the road.

### 94 No overtaking on bridge sign

A driver on a bridge with a no overtaking on bridge sign must not overtake a vehicle between the sign and the far end of the bridge.

Maximum penalty: 20 penalty units.

### 95 Emergency stopping lane only sign

- (1) A driver must not drive in an emergency stopping lane unless—
  - (a) the driver needs to drive in the emergency stopping lane to avoid a collision, to stop in the lane, or because the driver's vehicle is disabled; or



(b) the driver is driving a police vehicle or emergency vehicle.

Maximum penalty: 20 penalty units.

- (2) This section does not apply to the rider of a bicycle.
- (3) In this regulation:

*emergency stopping lane* means a marked lane, or the part of a marked lane, to which an emergency stopping lane only sign applies.

## **96 Keep clear marking**

- (1) A driver must not stop on an area of a road marked with a keep clear marking.

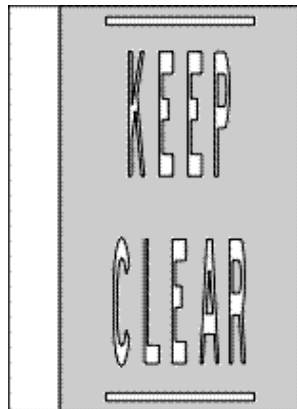
Maximum penalty: 20 penalty units.

- (2) In this regulation:

*keep clear marking* means the words ‘keep clear’ marked across all or part of a road, with or without continuous lines marked across all or part of the road.

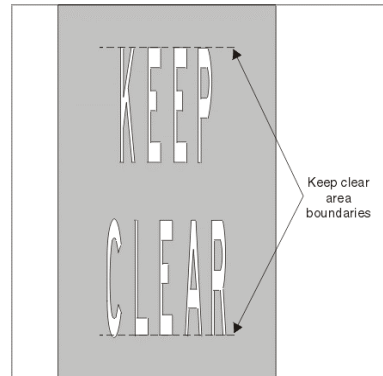
### **Example 1**

Keep clear marking bounded by line road markings



**Example 2**

Keep clear marking with no line road markings



**97 Road access sign**

- (1) A driver must not drive on a length of road to which a road access sign applies if information on or with the sign indicates that the driver or the driver's vehicle is not permitted beyond the sign.

Maximum penalty: 20 penalty units.

- (2) A road access sign on a road applies to the length of road beginning at the sign (including any road into which the length of road merges) and ending—
  - (a) if the sign is on a freeway—at an end freeway sign or end road access sign on the road; or
  - (b) if the sign is not on a freeway—at the nearer of the following:
    - (i) if the road ends at a T-intersection or dead end—the end of the road;

- (ii) an end road access sign on the road.

**Example**

A road access sign on an access ramp to a freeway applies to the access ramp and the freeway into which the access ramp merges

Road access sign



End freeway sign



End road access sign



**98 One-way sign**

- (1) A driver must not drive on a length of road to which a one-way sign applies except in the direction indicated by the arrow on the sign.

Maximum penalty: 20 penalty units.

- (2) A one-way sign on a road applies to the length of road beginning at the sign and ending at the nearer of the following:
- (a) a two-way sign on the road;
  - (b) a keep left sign on the road;
  - (c) another sign or road marking on the road that indicates that the road is a two-way road;

- (d) if the road ends at a T-intersection—the end of the road.
- (3) This section does not apply to the rider of a motorbike that is a postal vehicle, the rider of a bicycle or the rider of an animal if the rider—
  - (a) is riding on a bicycle path, footpath, nature strip, separated footpath or shared path adjacent to the length of road; and
  - (b) is permitted to ride on the bicycle path, footpath, nature strip, separated footpath or shared path under this regulation.

**99 Keep left and keep right sign**

- (1) A driver driving past a keep left sign must drive to the left of the sign.  
Maximum penalty: 20 penalty units.
- (2) A driver driving past a keep right sign must drive to the right of the sign.  
Maximum penalty: 20 penalty units.
- (3) This section does not apply to the rider of a motorbike that is a postal vehicle, the rider of a bicycle or the rider of an animal if the rider—
  - (a) is riding on a bicycle path, footpath, nature strip, separated footpath or shared path; and
  - (b) is permitted to ride on the bicycle path, footpath, nature strip, separated footpath or shared path under this regulation.

**100 No entry sign**

A driver must not drive past a no entry sign.

Maximum penalty: 20 penalty units.

## **101 Hand-held stop sign**

- (1) A driver approaching a hand-held stop sign must stop before reaching the sign.

Maximum penalty: 20 penalty units.

- (2) The driver must not proceed until the holder of the sign—
  - (a) no longer displays the sign towards the driver; or
  - (b) otherwise indicates that the driver may proceed.

Maximum penalty: 20 penalty units.

- (3) This section does not apply to a driver approaching or at a hand-held stop sign at a children's crossing.

## **101A Safety ramp and arrester bed sign**

- (1) A driver must not drive on a safety ramp or arrester bed unless it is necessary for the driver to do so in the interests of safety.

Maximum penalty: 20 penalty units.

- (2) In this section:

*arrester bed* means an area to which an arrester bed sign applies.

*safety ramp* means an area to which a safety ramp sign applies.

## Division 8.3 Signs for trucks, buses and other large vehicles

### 102 Clearance and low clearance sign

- (1) A driver must not drive past a clearance sign, or a low clearance sign, if the driver's vehicle, or any vehicle connected to it, is higher than the height (in metres) indicated by the sign.

Maximum penalty: 20 penalty units.

- (2) In this section:

*vehicle* includes any load carried by the vehicle.

### 103 Load limit sign

- (1) A driver must not drive past a bridge load limit (gross mass) sign or gross load limit sign if the total of the gross mass (in tonnes) of the driver's vehicle, and any vehicle connected to it, is more than the gross mass indicated by the sign.

Maximum penalty: 20 penalty units.

- (2) A driver must not drive past a bridge load limit (mass per axle group) sign if the mass (in tonnes) carried by an axle group of the driver's vehicle, or any vehicle connected to it, is more than the mass indicated by the sign for the axle group.

Maximum penalty: 20 penalty units.

- (3) In this section:

*vehicle* includes any load carried by the vehicle.

## **104 No trucks sign**

- (1) A driver (except the driver of a bus) must not drive past a no trucks sign that has information on or with it indicating a mass if the GVM of the driver's vehicle (or, if the driver is driving a combination, any vehicle in the combination) is more than that mass.

Maximum penalty: 20 penalty units.

- (2) A driver (except the driver of a bus) must not drive past a no trucks sign that has information on or with it indicating a length if the length of the driver's vehicle (or, if the driver is driving a combination, the length of the combination) is longer than that length.

Maximum penalty: 20 penalty units.

- (3) The driver of a truck must not drive past a no trucks sign that has no information on or with it indicating a mass or length.

Maximum penalty: 20 penalty units.

- (4) This section does not apply to a driver if the destination of the driver lies beyond a no trucks sign and—

- (a) there is no other route by which the driver's vehicle could reach that destination; or
- (b) any other route by which the driver's vehicle could reach that destination would require the vehicle to pass another no trucks sign.

## **105 Trucks must enter sign**

If the driver of a truck drives past a trucks must enter sign, the driver must enter the area indicated by information on or with the sign.

Maximum penalty: 20 penalty units.

**106 No buses sign**

- (1) The driver of a bus must not drive past a no buses sign that has information on or with it indicating a mass if the GVM of the bus is more than that mass.

Maximum penalty: 20 penalty units.

- (2) The driver of a bus must not drive past a no buses sign that has information on or with it indicating a length if the bus is longer than that length.

Maximum penalty: 20 penalty units.

- (3) The driver of a bus must not drive past a no buses sign that has no information on or with it indicating a mass or length.

Maximum penalty: 20 penalty units.

**107 Buses must enter sign**

If the driver of a bus drives past a buses must enter sign, the driver must enter the area indicated by information on or with the sign.

Maximum penalty: 20 penalty units.

**108 Trucks and buses low gear sign**

- (1) If the driver of a truck or bus is driving on a length of road to which a trucks and buses low gear sign applies, the driver must drive the truck or bus in a gear that is low enough to limit the speed of the truck or bus without the use of a primary brake.

Maximum penalty: 20 penalty units.

- (2) Subsection (1) does not apply to the driver of a bus if information on or with the sign indicates that it applies only to trucks.



- (3) A trucks and buses low gear sign on a road applies to the length of road beginning at the sign and ending—
- (a) if information on or with the sign indicates a distance—at that distance on the road from the sign; or
  - (b) in any other case—at an end trucks and buses low gear sign on the road.

- (4) In this section:

*primary brake* means the footbrake, or other brake, fitted to a truck or bus that is normally used to slow or stop the vehicle.

## Part 9 Roundabouts

### 109 Meaning of *roundabout*

In this regulation:

*roundabout* means an intersection—

- (a) with either—
  - (i) 1 or more marked lanes, all of which are for the use of vehicles travelling in the same direction around a central traffic island; or
  - (ii) room for 1 or more lines of traffic travelling in the same direction around a central traffic island; and
- (b) with or without a roundabout sign at each entrance.

### 110 Meaning of *halfway around roundabout*

A driver leaves a roundabout *halfway around* the roundabout if the driver leaves the roundabout on a road that is straight ahead, or substantially straight ahead, from the road on which the driver enters the roundabout.

### 111 Entering roundabout from multi-lane road or road with 2 or more lines of traffic travelling in same direction

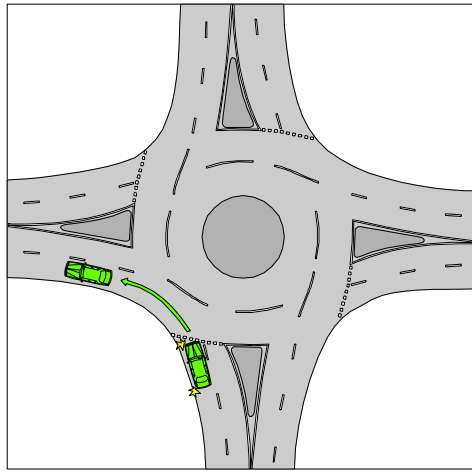
- (1) A driver entering a roundabout from a multi-lane road, or a road with room for 2 or more lines of traffic (other than motorbikes, bicycles, motorised wheelchairs or animals) travelling in the same direction as the driver, must enter the roundabout in accordance with this section.

Maximum penalty: 20 penalty units.

- (2) If the driver is to leave the roundabout less than halfway around it, the driver must enter the roundabout from the left marked lane or, if the road is not a multi-lane road, as near as practicable to the left side of the road.

**Example 1**

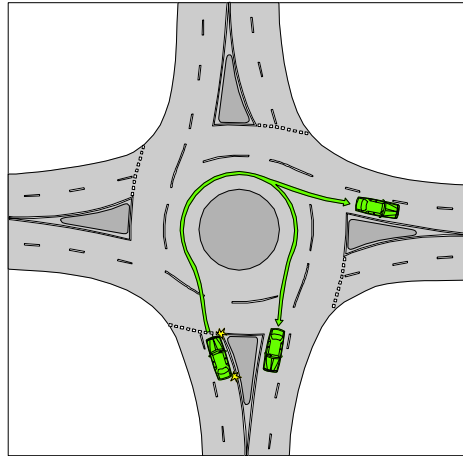
Leaving a roundabout less than halfway around it



- (3) If the driver is to leave the roundabout more than halfway around it, the driver must enter the roundabout from the right marked lane or, if the road is not a multi-lane road, from the left of, parallel to, and as near as practicable to, the dividing line or median strip.

**Example 2**

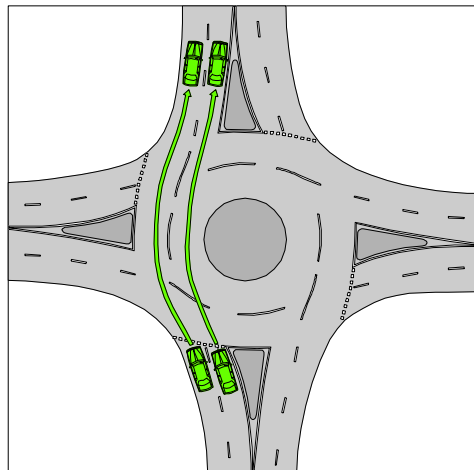
Leaving a roundabout more than halfway around it



- (4) If the driver is to leave the roundabout halfway around it, the driver may enter the roundabout from any marked lane or, if the road is not a multi-lane road, anywhere on the part of the road on which vehicles travelling in the same direction as the driver may travel.

**Example 3**

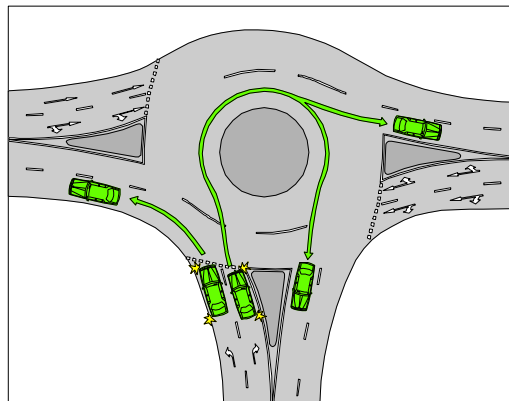
Leaving a roundabout halfway around it



- (5) Despite subsections (2) to (4), if the driver is entering the roundabout from a marked lane and there are traffic lane arrows applying to the lane, the driver must—
- (a) if the arrows indicate a single direction—drive in that direction after entering the roundabout; or
  - (b) if the arrows indicate 2 or more directions—drive in 1 of those directions after entering the roundabout.

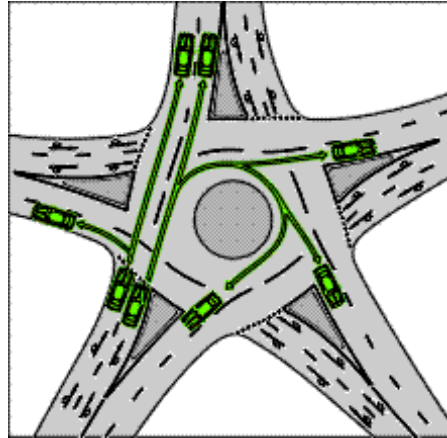
**Example 4**

Roundabout with 3 entry points



**Example 5**

Roundabout with 5 entry points



- (6) Subsection (3) does not apply to the rider of a bicycle or animal.
- (7) Subsection (5) does not apply to the rider of a bicycle or animal if the rider is to leave the roundabout more than halfway around it.
- (8) Despite subsection (2), a driver may approach and enter the roundabout from the marked lane next to the left lane as well as, or instead of, the left lane if—
  - (a) the driver's vehicle, together with any load or projection, is 7.5m long, or longer; and
  - (b) the vehicle displays a do not overtake turning vehicle sign; and
  - (c) any part of the vehicle is within 50m of the nearest point of the roundabout; and
  - (d) it is not practicable for the driver to leave the roundabout less than halfway around it from within the left lane; and
  - (e) the driver can safely occupy the next marked lane and can safely leave the roundabout less than halfway around it by occupying the next marked lane, or both lanes.

- (9) Despite subsection (3), the driver may approach and enter the roundabout from the marked lane next to the right lane as well as, or instead of, the right lane if—
- (a) the driver’s vehicle, together with any load or projection, is 7.5m long, or longer; and
  - (b) the vehicle displays a do not overtake turning vehicle sign; and
  - (c) any part of the vehicle is within 50m of the nearest point of the roundabout; and
  - (d) it is not practicable for the driver to leave the roundabout more than halfway around it from within the right lane; and
  - (e) the driver can safely occupy the next marked lane and can safely leave the roundabout more than halfway around it by occupying the next marked lane, or both lanes.

- (10) In this section:

***left lane*** means—

- (a) the marked lane nearest to the far left side of the road; or
- (b) if there is an obstruction (for example, a parked car or roadworks) in that marked lane—the marked lane nearest to that marked lane that is not obstructed.

***marked lane***, for a driver, does not include a special purpose lane in which the driver is not permitted to drive.

***right lane*** means—

- (a) the marked lane nearest to the dividing line or median strip on the road; or
- (b) if there is an obstruction (for example, a parked car or roadworks) in that marked lane—the marked lane nearest to that marked lane that is not obstructed.

**112 Giving left change of direction signal when entering roundabout**

- (1) This section applies to a driver entering a roundabout if—
  - (a) the driver is to leave the roundabout at the first exit after entering the roundabout; and
  - (b) the exit is less than halfway around the roundabout.
- (2) Before entering the roundabout, the driver must give a left change of direction signal for long enough to give sufficient warning to other drivers and pedestrians.

Maximum penalty: 20 penalty units.

- (3) The driver must continue to give the change of direction signal until the driver has left the roundabout.

Maximum penalty: 20 penalty units.

- (4) This section does not apply to a driver if the driver's vehicle is not fitted with direction indicator lights.

**113 Giving right change of direction signal when entering roundabout**

- (1) This section applies to a driver entering a roundabout if the driver is to leave the roundabout more than halfway around it.
- (2) Before entering the roundabout, the driver must give a right change of direction signal for long enough to give sufficient warning to other drivers and pedestrians.

Maximum penalty: 20 penalty units.

- (3) The driver must continue to give the change of direction signal while the driver is driving in the roundabout, unless—
  - (a) the driver is changing marked lanes, or entering another line of traffic; or



(b) the driver's vehicle is not fitted with direction indicator lights;  
or

(c) the driver is about to leave the roundabout.

Maximum penalty: 20 penalty units.

#### **114 Giving way when entering or driving in roundabout**

(1) A driver entering a roundabout must give way to—

(a) any vehicle in the roundabout; and

(b) a tram that is entering or approaching the roundabout.

Maximum penalty: 20 penalty units.

(2) A driver driving in a roundabout must give way to a tram that is in, entering or approaching the roundabout.

Maximum penalty: 20 penalty units.

(3) In this section:

*tram* includes a bus travelling along tram tracks.

#### **115 Driving in roundabout**

(1) A driver driving in a roundabout must drive—

(a) to the left of the central traffic island in the roundabout; or

(b) if subsection (2) applies to the driver—on the edge of the central traffic island, to the left of the centre of the island; or

(c) if subsection (3) applies to the driver—over the central traffic island, as near as practicable to the left of the centre of the central traffic island.

Maximum penalty: 20 penalty units.

- (2) This subsection applies to a driver if—
  - (a) the driver's vehicle is too large to drive in the roundabout without driving on the edge of the central traffic island; and
  - (b) the driver can safely drive on the edge of the central traffic island.
- (3) This subsection applies to a driver if—
  - (a) the driver's vehicle is too large to drive in the roundabout without driving over the central traffic island; and
  - (b) the central traffic island is designed to allow a vehicle of that kind to be driven over it; and
  - (c) the driver can safely drive over the central traffic island.

**116 Obeying traffic lane arrows when driving in or leaving roundabout**

If a driver is driving in a marked lane in a roundabout and there are traffic lane arrows applying to the lane, the driver must—

- (a) if the arrows indicate a single direction—drive in or leave the roundabout in that direction; or
- (b) if the arrows indicate 2 or more directions—drive in or leave the roundabout in 1 of those directions.

Maximum penalty: 20 penalty units.

**117 Giving change of direction signal when changing marked lane or line of traffic in roundabout**

- (1) A driver driving in a roundabout must give a left change of direction signal before the driver changes marked lanes to the left, or enters a part of the roundabout where there is room for another line of traffic to the left, in the roundabout, unless the driver's vehicle is not fitted with direction indicator lights.

Maximum penalty: 20 penalty units.

- (2) A driver driving in a roundabout must give a right change of direction signal before the driver changes marked lanes to the right, or enters a part of the roundabout where there is room for another line of traffic to the right, in the roundabout.

Maximum penalty: 20 penalty units.

**118 Giving left change of direction signal when leaving roundabout**

- (1) If practicable, a driver driving in a roundabout must give a left change of direction signal when leaving the roundabout.

Maximum penalty: 20 penalty units.

- (2) The driver must stop giving the change of direction signal as soon as the driver has left the roundabout.

Maximum penalty: 20 penalty units.

- (3) This section does not apply to a driver if the driver's vehicle is not fitted with direction indicator lights.

**119 Giving way by rider of bicycle or animal to vehicle leaving roundabout**

The rider of a bicycle or animal who is riding in the far left marked lane of a roundabout with 2 or more marked lanes, or the far left line of traffic in a roundabout with room for 2 or more lines of traffic (other than motorbikes, bicycles, motorised wheelchairs or animals), must give way to any vehicle leaving the roundabout.

Maximum penalty: 20 penalty units.

## Part 10 Level crossings

### 120 Meaning of *level crossing*

- (1) In this regulation:

*level crossing* means—

- (a) an area where a road and a railway meet at substantially the same level, whether or not there is a level crossing sign on the road at all or any of the entrances to the area; or
  - (b) an area where a road and tram tracks meet at substantially the same level and that has a level crossing sign on the road at each entrance to the area.
- (1A) A reference to a level crossing in this section includes a reference to any area adjacent to the crossing that is denoted by painted cross-hatched road markings.

- (2) In this section:

*road* does not include a road related area.

### 121 Stopping and giving way at stop sign at level crossing

A driver at a level crossing with a stop sign must—

- (a) stop as near as practicable to, but before reaching, the stop line or, if there is no stop line, as near as practicable to, but before reaching, the stop sign; and
- (b) give way to any train or tram on, approaching or entering the crossing.

Maximum penalty: 20 penalty units.

**122 Giving way at give way sign or give way line at level crossing**

A driver at a level crossing with a give way sign or give way line must give way to any train or tram on, approaching or entering the crossing.

Maximum penalty: 20 penalty units.

**123 Entering level crossing when train or tram approaching etc**

A driver must not enter a level crossing if—

- (a) warning lights (for example, twin red lights or rotating red lights) are operating or warning bells are ringing; or
- (b) a gate, boom or barrier at the crossing is closed or is opening or closing; or
- (c) a train or tram is on or entering the crossing; or
- (d) a train or tram approaching the crossing can be seen from the crossing, or is sounding a warning, and there would be a danger of a collision with the train or tram if the driver entered the crossing; or
- (e) the driver cannot drive through the crossing because the crossing, or a road beyond the crossing, is blocked.

Maximum penalty: 20 penalty units.

**Examples—par (e)**

The crossing, or a road beyond the crossing, may be blocked by congested traffic, a disabled vehicle, a collision between vehicles or between a vehicle and a pedestrian, or by stock on the road.

**124 Leaving level crossing**

A driver who enters a level crossing must leave the level crossing as soon as the driver can do so safely.

Maximum penalty: 20 penalty units.

## **Part 11**                      **Keeping left, overtaking and other driving rules**

### **Division 11.1**              **General**

#### **125**              **Unreasonably obstructing driver or pedestrian**

- (1) A driver must not unreasonably obstruct the path of another driver or a pedestrian.

Maximum penalty: 20 penalty units.

- (2) For this section, a driver does not unreasonably obstruct the path of another driver or a pedestrian only because—

- (a) the driver is stopped in traffic; or
- (b) the driver is driving more slowly than other vehicles (unless the driver is driving abnormally slowly in the circumstances).

**Example—driver driving abnormally slowly**

A driver driving at a speed of 20km/h on a length of road to which a speed limit of 80km/h applies when there is no reason for the driver to drive at that speed on the length of road.

#### **126**              **Keeping safe distance behind vehicle**

A driver must drive a sufficient distance behind a vehicle travelling in front of the driver so the driver can, if necessary, stop safely to avoid a collision with the vehicle.

Maximum penalty: 20 penalty units.

## 127 Keeping minimum distance between long vehicles

- (1) The driver of a long vehicle must drive at least the required minimum distance behind another long vehicle travelling in front of the driver, unless the driver is—
- (a) driving on a multi-lane road or any length of road in a built-up area; or
  - (b) overtaking.

Maximum penalty: 20 penalty units.

- (2) In this section:

*long vehicle* means a vehicle that, together with any load or projection, is 7.5m long, or longer.

*required minimum distance* means—

- (a) for a road train that is behind a long vehicle—200m; or
- (b) for a long vehicle other than a road train that is behind a long vehicle—60m.

## 128 Entering blocked intersection

A driver must not enter an intersection if the driver cannot drive through the intersection because the intersection, or a road beyond the intersection, is blocked.

Maximum penalty: 20 penalty units.

### Examples

The intersection, or a road beyond the intersection, may be blocked by congested traffic, a disabled vehicle, a collision between vehicles or between a vehicle and a pedestrian, or by a fallen load on the road.



## **128A Entering blocked crossing**

- (1) A driver must not enter a children's crossing, marked foot crossing or pedestrian crossing if the driver cannot drive through the crossing because the crossing, or a road beyond the crossing, is blocked.

Maximum penalty: 20 penalty units.

### **Examples**

The crossing, or a road beyond the crossing, may be blocked by congested traffic, a disabled vehicle, a collision between vehicles or between a vehicle and a pedestrian, or by a fallen load on the road.

- (2) Despite subsection (1), a driver may enter a children's crossing or a pedestrian crossing if—
- (a) the crossing is immediately before an intersection that does not have traffic lights; and
  - (b) the crossing is not blocked; and
  - (c) before entering the crossing, the driver gives way to any pedestrian on the crossing.
- (3) Subsection (2) applies despite anything to the contrary in section 171 (Stopping on or near children's crossing) or section 172 (Stopping on or near pedestrian crossing (except at intersection)).
- (4) However, subsection (3) is not intended to permit a driver to park a vehicle contrary to section 171 or section 172.

## **Division 11.2 Keeping to left**

### **129 Keeping to far left side of road**

- (1) A driver on a road (except a multi-lane road) must drive as near as practicable to the far left side of the road.

Maximum penalty: 20 penalty units.

- (2) This section does not apply to the rider of a motorbike.

- (3) In this section:  
*road* does not include a road related area.

### **130 Keeping to left on multi-lane road**

- (1) This section applies to a driver driving on a multi-lane road if—
- (a) the speed limit applying to the driver for the length of road where the driver is driving is over 80km/h; or
  - (b) a keep left unless overtaking sign applies to the length of road where the driver is driving.
- (2) The driver must not drive in the right lane unless—
- (a) the driver is turning right, or making a U-turn from the centre of the road, and is giving a right change of direction signal; or
  - (b) the driver is overtaking; or
  - (c) a left lane must turn left sign or left traffic lane arrows apply to any other lane and the driver is not turning left; or
  - (d) the driver is required to drive in the right lane under section 159 (Marked lane required to be used by particular kind of vehicle); or
  - (e) the driver is avoiding an obstruction; or
  - (f) the traffic in each other lane is congested; or
  - (g) the traffic in every lane is congested; or
  - (h) the right lane is a special purpose lane in which the driver, under another provision of this regulation, is permitted to drive; or
  - (i) there are only 2 marked lanes and the left lane is a slow vehicle turn out lane.

Maximum penalty: 20 penalty units.

- (3) A keep left unless overtaking sign on a multi-lane road applies to the length of road beginning at the sign and ending at the nearest of the following:
- (a) an end keep left unless overtaking sign on the road;
  - (b) a traffic sign or road marking on the road that indicates that the road is no longer a multi-lane road;
  - (c) if the road ends at a T-intersection or dead end—the end of the road.

- (4) In this section:

*lane*, for a driver, means a marked lane for vehicles travelling in the same direction as the driver, but does not include a special purpose lane in which the driver is not permitted to drive.

*slow vehicle turn out lane* means a marked lane, or the part of a marked lane, to which a slow vehicle turn out lane sign applies.

### **131 Keeping to left of oncoming vehicle**

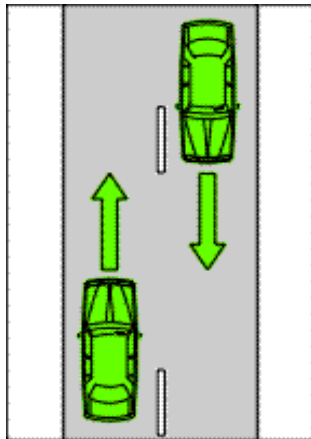
- (1) A driver must drive to the left of any oncoming vehicle unless—
- (a) the driver is turning right at an intersection; and
  - (b) the driver is passing an oncoming vehicle turning right at the intersection; and
  - (c) there is no traffic sign or road marking indicating that the driver must pass to the left of the oncoming vehicle.

Maximum penalty: 20 penalty units.

- (2) This section does not apply to the rider of a motorbike that is a postal vehicle, the rider of a bicycle or the rider of an animal if—
- (a) the rider is riding on a footpath, nature strip or shared path; and
  - (b) the rider is permitted to ride on the footpath, nature strip or shared path under this regulation; and
  - (c) either—
    - (i) the oncoming vehicle is not on the footpath, nature strip or shared path; or
    - (ii) the oncoming vehicle is not permitted, under this regulation, to be on the footpath, nature strip or shared path.

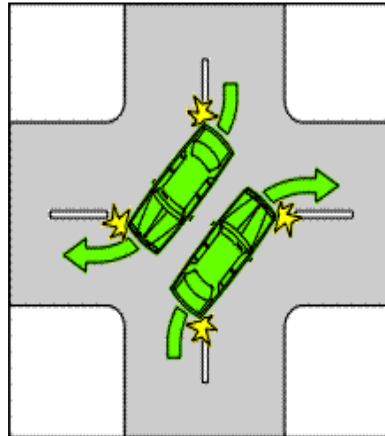
**Example 1**

Driving to the left of an oncoming vehicle



**Example 2**

Oncoming vehicles turning right passing to the right of each other



**132 Keeping to left of centre of road or dividing line**

- (1) A driver on a two-way road without a dividing line or median strip must drive to the left of the centre of the road, except as permitted under section 133 or section 139 (1) (Exceptions for avoiding obstruction on road).

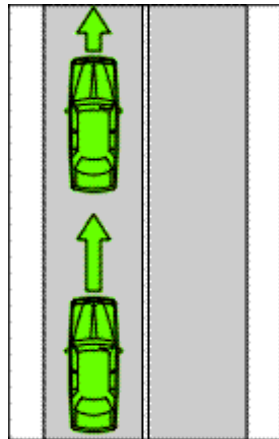
Maximum penalty: 20 penalty units.

- (2) A driver on a road with a dividing line must drive to the left of the dividing line, except as permitted under section 134 (Exceptions to keeping to left of dividing line) or section 139 (2).

Maximum penalty: 20 penalty units.

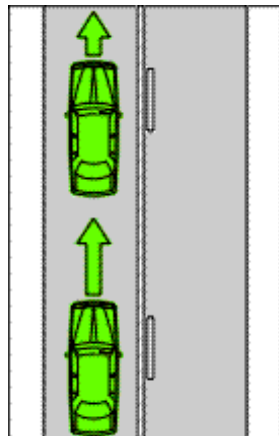
**Example 1**

Driving to the left of a single continuous dividing line only



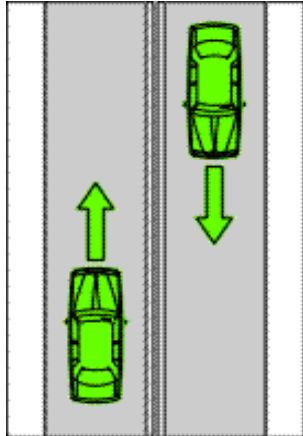
**Example 2**

Driving to the left of a single continuous dividing line to the left of a broken dividing line



**Example 3**

Driving to the left of 2 parallel continuous dividing lines

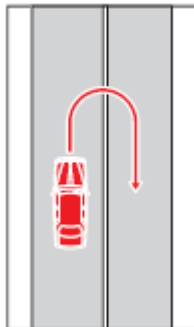


- (2A) A driver on a road with a single continuous dividing line, a single continuous dividing line to the left of a broken dividing line or 2 parallel continuous dividing lines must not drive across the dividing lines to perform a U-turn.

Maximum penalty: 20 penalty units.

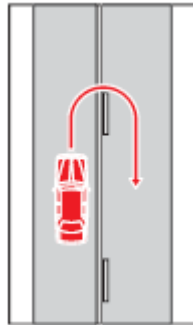
**Example 1**

Driving across a single continuous dividing line to make a U-turn is **not** permitted



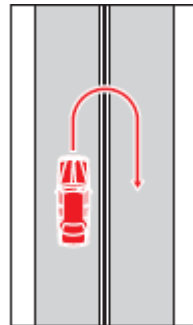
**Example 2**

Driving across a single continuous dividing line to the left of a broken dividing line to make a U-turn is **not** permitted



**Example 3**

Driving across 2 parallel continuous dividing lines to make a U-turn is **not** permitted



- (3) This section, section 133, section 134 and section 139 (1) and (2) apply to a service road to which a two-way sign applies as if it were a separate road, but do not apply to any other service road.
- (4) In this section:  
*road* does not include a footpath, nature strip, bicycle path, separated footpath or shared path.



**133 Exceptions to keeping to left of centre of road**

- (1) This section applies to a driver on a two-way road without a dividing line or median strip.
- (2) The driver may drive to the right of the centre of the road—
  - (a) to overtake another driver; or
  - (b) to enter or leave the road; or
  - (c) to enter a part of the road of 1 kind from a part of the road of another kind (for example, moving to or from a service road or emergency stopping lane).
- (3) The driver may also drive to the right of the centre of the road if—
  - (a) because of the width or condition of the road, it is not practicable to drive to the left of the centre of the road; and
  - (b) the driver can do so safely.

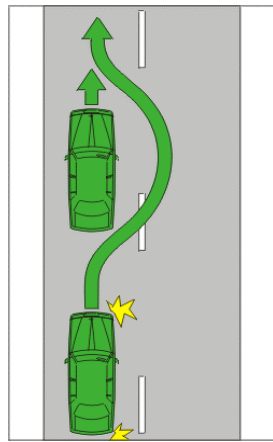
**134 Exceptions to keeping to left of dividing line**

- (1) This section applies to a driver on a road with a dividing line.
- (2) If the dividing line is a single broken dividing line only, or a broken dividing line to the left of a single continuous dividing line, or 2 parallel broken dividing lines, the driver may drive to the right of the dividing line—
  - (a) to overtake another driver; or
  - (b) to perform a U-turn, unless another provision would prohibit the driver performing the U-turn.

- (3) If the dividing line is a single continuous or broken dividing line, or a broken dividing line to the left or right of a single continuous dividing line, or 2 parallel broken dividing lines, the driver may drive to the right of the dividing line—
- (a) to enter or leave the road; or
  - (b) to enter a part of the road of 1 kind from a part of the road of another kind (for example, moving to or from a service road or emergency stopping lane); or
  - (c) to park in angle parking on the opposite side of the road provided that the driver does not need to perform a U-turn to reach the parking area.

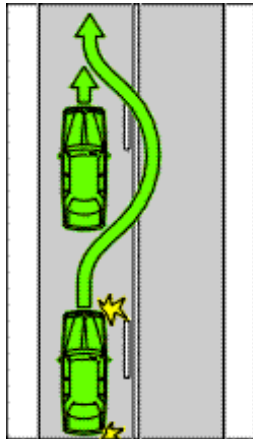
**Example 1**

Driving to the right of the centre of the road permitted—overtaking on a road with a broken dividing line only



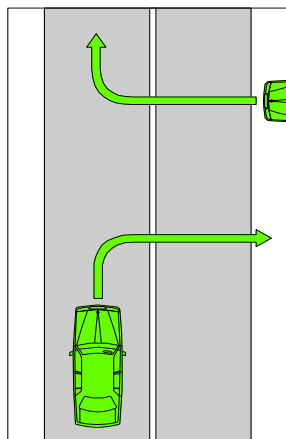
**Example 2**

Driving to the right of the centre of the road permitted—overtaking on a road with a broken dividing line to the left of a single continuous dividing line



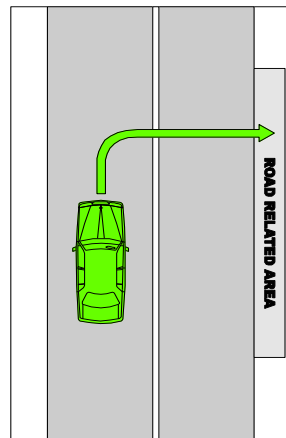
**Example 2A**

Driving across a single continuous dividing line is permitted to enter or leave the road



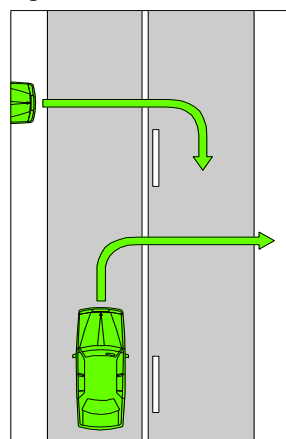
**Example 2B**

Driving across a single continuous dividing line is permitted to leave the road to enter a road related area



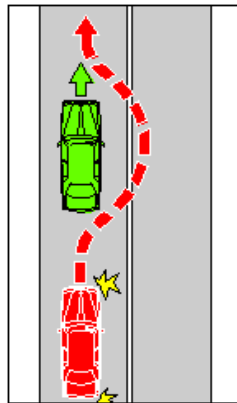
**Example 2C**

Driving across a single continuous dividing line to the left of a broken dividing line is permitted to enter or leave the road



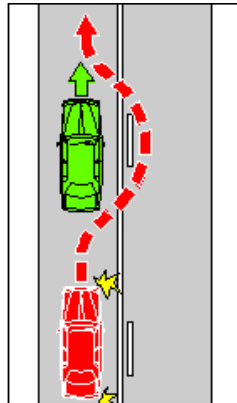
**Example 3**

Driving to the right of the centre of the road **not** permitted - overtaking on a road with a single continuous dividing line only



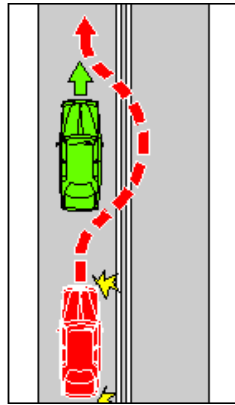
**Example 4**

Driving to the right of the centre of the road **not** permitted - overtaking on a road with a single continuous dividing line to the left of a broken dividing line



**Example 5**

Driving to the right of the centre of the road **not** permitted—overtaking on a road with 2 parallel continuous dividing lines



**135 Keeping to left of median strip**

- (1) A driver on a road with a median strip must drive to the left of the median strip, unless the driver is—
  - (a) entering or driving in a median strip parking area; or
  - (b) required to drive to the right of the median strip by a keep right sign.

Maximum penalty: 20 penalty units.

- (2) In this section:

***median strip*** does not include a painted island.

**136 Driving on one-way service road**

A driver on the part of the road that is a service road (except a service road to which a two-way sign applies) must drive in the same direction as a vehicle travelling on the part of the road closest to the service road is required to travel.

Maximum penalty: 20 penalty units.

**137 Keeping off dividing strip**

- (1) A driver must not drive on a dividing strip, except as permitted under this section or section 139 (4) (Exceptions for avoiding obstruction on road).

Maximum penalty: 20 penalty units.

- (2) A driver may drive on a dividing strip that is at the same level as the road, and marked at each side by a continuous line—
- (a) to enter or leave the road; or
  - (b) to enter or leave an area on the dividing strip to which a parking control sign applies if the driver is permitted to park in the area.
- (2A) For subsection (2), a dividing strip is to be treated as being at the same level as the road even if it contains 1 or more raised pavement bars or markers.
- (3) In this section:  
*dividing strip* does not include a painted island.

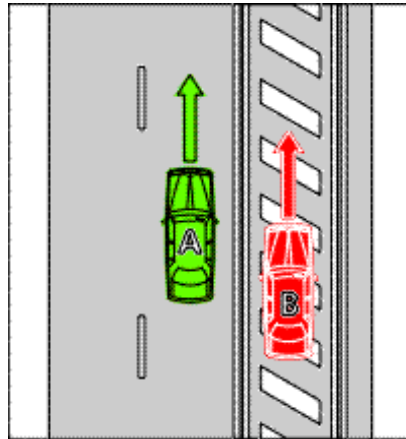
### 138 Keeping off painted island

- (1) A driver must not drive on or over a single continuous line, or 2 parallel continuous lines, along a side of or surrounding a painted island, except as permitted under this section or section 139 (4).

Maximum penalty: 20 penalty units.

#### Example

Painted island surrounded by 2 parallel continuous lines



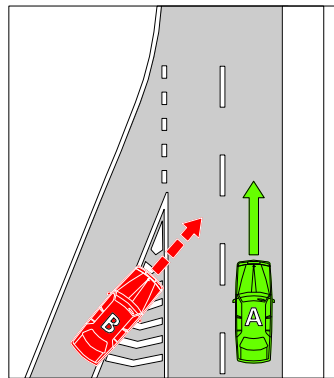
In this example, vehicle B is contravening the section.

- (2) A driver may drive on or over a single continuous line along the side of or surrounding a painted island for up to 50m—
- to enter or leave the road; or
  - to enter a turning lane that begins immediately after the painted island; or
  - to enter a part of the road of 1 kind from a part of the road of another kind (for example, moving to or from a service road or emergency stopping lane); or
  - to park in angle parking on the opposite side of the road provided that the driver does not need to perform a U-turn to reach the parking area.



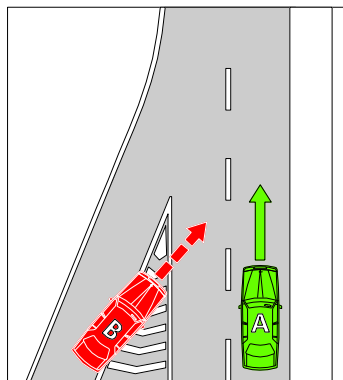
- (3) Subsection (2) (a) does not apply in the case of a painted island—
- (a) that separates a road that takes vehicles in 1 direction from another road that takes vehicles in the same direction at a place where the roads merge; or
  - (b) that separates 1 part of a road from other parts of the road to create a slip lane.

**Example 1**



In this example, vehicle B is contravening the section.

**Example 2**



In this example, vehicle B is contravening the section.

### **139 Exceptions for avoiding obstruction on road**

- (1) A driver on a two-way road without a dividing line or median strip may drive to the right of the centre of the road to avoid an obstruction if—
  - (a) the driver has a clear view of any approaching traffic; and
  - (b) it is necessary and reasonable, in all the circumstances, for the driver to drive to the right of the centre of the road to avoid the obstruction; and
  - (c) the driver can do so safely.
- (2) A driver on a road with a dividing line may drive to the right of the dividing line to avoid an obstruction if—
  - (a) the driver has a clear view of any approaching traffic; and
  - (b) it is necessary and reasonable, in all the circumstances, for the driver to drive to the right of the dividing line to avoid the obstruction; and
  - (c) the driver can do so safely.
- (3) For subsection (2), if the dividing line is a single continuous dividing line to the left of a broken dividing line, a single continuous dividing line only or 2 parallel continuous dividing lines, the hazard in driving to the right of such a dividing line must be taken into account in deciding whether it is reasonable to drive to the right of the dividing line.
- (4) A driver may drive on a dividing strip, or on or over a single continuous line, or 2 parallel continuous lines, along a side of or surrounding a painted island, to avoid an obstruction if—
  - (a) the driver has a clear view of any approaching traffic; and
  - (b) it is necessary and reasonable to drive on the dividing strip or painted island to avoid the obstruction; and
  - (c) the driver can do so safely.

## Division 11.3 Overtaking

### 140 No overtaking unless safe to do so

A driver must not overtake a vehicle unless—

- (a) the driver has a clear view of any approaching traffic; and
- (b) the driver can safely overtake the vehicle.

Maximum penalty: 20 penalty units.

### 141 No overtaking etc to left of vehicle

- (1) A driver (except the rider of a bicycle) must not overtake a vehicle to the left of the vehicle unless—

- (a) the driver is driving on a multi-lane road and the vehicle can be safely overtaken in a marked lane to the left of the vehicle; or
- (b) the vehicle is turning right, or making a U-turn from the centre of the road, and is giving a right change of direction signal and it is safe to overtake to the left of the vehicle; or
- (c) the vehicle is stationary and it is safe to overtake to the left of the vehicle; or
- (d) the driver is lane filtering in accordance with section 151A.

Maximum penalty: 20 penalty units.

- (2) The rider of a bicycle must not ride past, or overtake, to the left of a vehicle that is turning left and is giving a left change of direction signal.

Maximum penalty: 20 penalty units.

- (3) In this section:

***turning right*** does not include making a hook turn.

***vehicle*** does not include a tram, a bus travelling along tram tracks, or any vehicle displaying a do not overtake turning vehicle sign.

**142 No overtaking to right of vehicle turning right etc**

- (1) A driver must not overtake to the right of a vehicle if the vehicle is turning right, or making a U-turn from the centre of the road, and is giving a right change of direction signal.

Maximum penalty: 20 penalty units.

- (2) In this section:

*turning right* does not include making a hook turn.

*vehicle* does not include a tram, a bus travelling along tram tracks, or any vehicle displaying a do not overtake turning vehicle sign.

**143 Passing or overtaking vehicle displaying do not overtake turning vehicle sign**

- (1) A driver must not drive past, or overtake, to the left of a vehicle displaying a do not overtake turning vehicle sign if the vehicle is turning left and is giving a left change of direction signal, unless it is safe to do so.

Maximum penalty: 20 penalty units.

- (1A) A driver must not drive past, or overtake, to the left of a vehicle displaying a do not overtake turning vehicle sign unless—

- (a) the driver is driving on a multi-lane road and the vehicle can be safely overtaken in a marked lane to the left of the vehicle; or
- (b) the vehicle is turning right, or making a U-turn from the centre of the road, and is giving a right change of direction signal and it is safe to overtake to the left of the vehicle; or
- (c) the vehicle is stationary and it is safe to overtake to the left of the vehicle.

Maximum penalty: 20 penalty units.

- (2) A driver must not drive past, or overtake, to the right of a vehicle displaying a do not overtake turning vehicle sign if the vehicle is turning right, or making a U-turn from the centre of the road, and is giving a right change of direction signal, unless it is safe to do so.

Maximum penalty: 20 penalty units.

**Example**

A driver driving on a multi-lane road who is turning right at an intersection to which a right turn only sign applies may drive past a vehicle displaying a do not overtake turning vehicle sign that is turning right from another marked lane, and giving a right change of direction signal, if it is safe to do so.

- (3) In this section:

*turning right* does not include making a hook turn.

#### **144 Keeping safe distance when overtaking**

A driver overtaking a vehicle—

- (a) must pass the vehicle at a sufficient distance to avoid a collision with the vehicle or obstructing the path of the vehicle; and
- (b) must not return to the marked lane or line of traffic where the vehicle is travelling until the driver is a sufficient distance past the vehicle to avoid a collision with the vehicle or obstructing the path of the vehicle.

Maximum penalty: 20 penalty units.

#### **145 Driver being overtaken not to increase speed**

If a driver is overtaking another driver on a two-way road by crossing a dividing line, or crossing to the right of the centre of the road, the other driver must not increase the speed at which the driver is driving until the first driver—

- (a) has passed the other driver; and
- (b) has returned to the marked lane or line of traffic where the other driver is driving; and

- (c) is a sufficient distance in front of the other driver to avoid a collision.

Maximum penalty: 20 penalty units.

## **Division 11.4 Driving in marked lanes or lines of traffic**

### **146 Driving within single marked lane or line of traffic**

- (1) A driver on a multi-lane road must drive so the driver's vehicle is completely in a marked lane, unless the driver is—
  - (a) entering a part of the road of 1 kind from a part of the road of another kind (for example, moving to or from a service road or a shoulder of the road); or
  - (b) entering or leaving the road; or
  - (c) moving from 1 marked lane to another marked lane; or
  - (d) avoiding an obstruction; or
  - (e) obeying a traffic control device applying to the marked lane; or
  - (ea) lane filtering in accordance with section 151A; or
  - (f) permitted to drive in more than 1 marked lane under another provision of this regulation.

Maximum penalty: 20 penalty units.

- (2) A driver on a road with 2 or more lines of traffic travelling in the same direction as the driver, but without marked lanes, must drive so the driver's vehicle is completely in a single line of traffic unless—
  - (a) it is not practicable to drive completely in a single line of traffic; or
  - (b) the driver is entering a part of the road of 1 kind from a part of the road of another kind (for example, moving to or from a service road or a shoulder of the road); or

- (c) the driver is entering or leaving the road; or
- (d) the driver is moving from 1 line of traffic to another line of traffic; or
- (e) the driver is avoiding an obstruction; or
- (f) the driver is lane filtering in accordance with section 151A.

Maximum penalty: 20 penalty units.

**147 Moving from 1 marked lane to another marked lane across continuous line separating lanes**

A driver on a multi-lane road must not move from 1 marked lane to another marked lane by crossing a continuous line separating the lanes unless—

- (a) the driver is avoiding an obstruction; or
- (b) the driver is obeying a traffic control device applying to the first marked lane; or
- (c) the driver is permitted to drive in both marked lanes under another provision of this regulation; or
- (d) either of the marked lanes is a special purpose lane in which the driver is permitted to drive under this regulation and the driver is moving to or from the special purpose lane; or
- (e) either of the marked lanes is a special purpose lane during specified times only and the driver—
  - (i) is moving to or from that lane outside of the times during which it is a special purpose lane; and
  - (ii) is permitted to drive in that lane outside of the times during which it is a special purpose lane under this regulation; or
- (f) the driver is lane filtering in accordance with section 151A.

Maximum penalty: 20 penalty units.

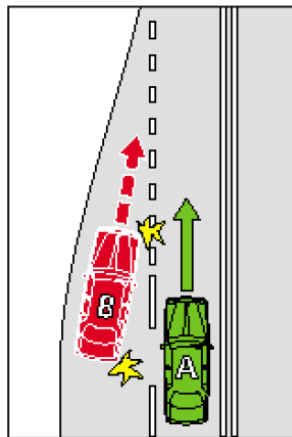
**148 Giving way when moving from 1 marked lane or line of traffic to another marked lane or line of traffic**

- (1) A driver who is moving from 1 marked lane (whether or not the lane is ending) to another marked lane must give way to any vehicle travelling in the same direction as the driver in the marked lane to which the driver is moving.

Maximum penalty: 20 penalty units.

**Example 1**

Giving way when moving from 1 marked lane to another marked lane

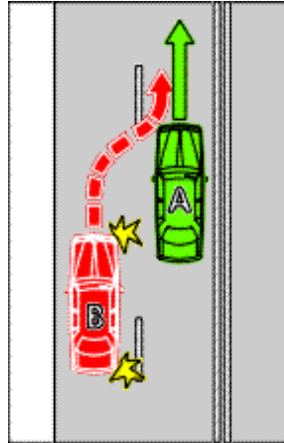


In this example, vehicle B must give way to vehicle A.



**Example 2**

Giving way when moving from 1 marked lane to another marked lane



In this example, vehicle B must give way to vehicle A.

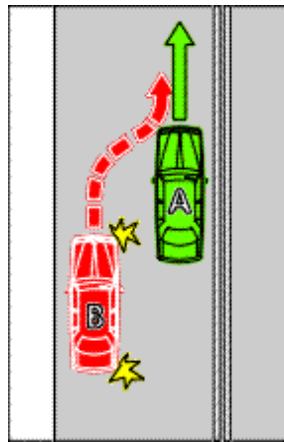
- (2) A driver on a road with 2 or more lines of traffic travelling in the same direction as the driver, and who is moving from 1 line of traffic to another line of traffic, must give way to any vehicle travelling in the same direction as the driver in the line of traffic to which the driver is moving.

Maximum penalty: 20 penalty units.

- (3) Subsection (2) does not apply to a driver if the line of traffic in which the driver is driving is merging with the line of traffic to which the driver is moving.

**Example**

Giving way when moving from 1 line of traffic to another line of traffic when the lines are not merging



In this example, vehicle B must give way to vehicle A

**148A Giving way when moving within single marked lane**

If a driver diverges to the left or right within a marked lane, the driver must give way to any vehicle that is in the lane.

Maximum penalty: 20 penalty units.

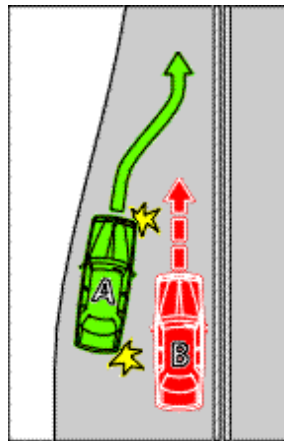
**149 Giving way when lines of traffic merge into single line of traffic**

A driver in a line of traffic that is merging with 1 or more lines of traffic travelling in the same direction as the driver must give way to a vehicle in another line of traffic if any part of the vehicle is ahead of the driver's vehicle.

Maximum penalty: 20 penalty units.

**Example**

Giving way when lines of traffic merge into a single line of traffic



In this example, vehicle B must give way to vehicle A.

**150 Driving on or across continuous white edge line**

- (1) A driver must not drive on or over a continuous white edge line on a road unless subsection (1A) or (1B) applies to the driver.

Maximum penalty: 20 penalty units.

- (1A) A driver may drive on or over a continuous white edge line on a road if the driver is—
- (a) overtaking a vehicle that is turning right, or making a U-turn from the centre of the road, and is giving a right change of direction signal; or

- (b) driving a slow-moving vehicle, and it is necessary for the driver to drive on or over the edge line to allow the vehicle to be overtaken or passed by another vehicle; or
  - (c) driving a vehicle that is too wide, or too long, to drive on the road without driving on or over the edge line; or
  - (d) avoiding an obstruction.
- (1B) A driver may drive on or over a continuous white edge line on a road for up to 100m if the driver is—
- (a) turning at an intersection; or
  - (b) entering or leaving the road; or
  - (c) entering a part of the road of 1 kind from a part of the road of another kind (for example, moving to or from a service road, a shoulder of the road or an emergency stopping lane); or
  - (d) stopping at the side of the road (including any shoulder of the road).
- (2) This section does not apply to the rider of a bicycle or animal.
- (3) For this section, a driver drives over a continuous white edge line on a road if—
- (a) for a line on the far left side of the road—the driver’s vehicle is wholly or partly to the left of the line; or
  - (b) for a line on the far right side of the road—the driver’s vehicle is wholly or partly to the right of the line.

**151 Riding motorbike or bicycle alongside more than 1 other rider**

- (1) The rider of a motorbike or bicycle must not ride on a road that is not a multi-lane road alongside more than 1 other rider, unless subsection (3) applies to the rider.

Maximum penalty: 20 penalty units.

- (2) The rider of a motorbike or bicycle must not ride in a marked lane alongside more than 1 other rider in the marked lane, unless subsection (3) applies to the rider.

Maximum penalty: 20 penalty units.

- (3) The rider of a motorbike or bicycle may ride alongside more than 1 other rider if the rider is—
- (a) overtaking the other riders; or
  - (b) taking part in an event approved by the road transport authority for this subsection.
- (4) If the rider of a motorbike or bicycle is riding on a road that is not a multi-lane road alongside another rider, or in a marked lane alongside another rider in the marked lane, the rider must ride not over 1.5m from the other rider.

Maximum penalty: 20 penalty units.

- (5) In this section:

*road* does not include a road related area, but includes a bicycle path, shared path and any shoulder of the road.

### **151A Motorbike lane filtering**

- (1) The following sections do not apply to a motorbike rider who is lane filtering:
- (a) section 46 (Giving left change of direction signal);
  - (b) section 48 (Giving right change of direction signal);
  - (c) section 141 (No overtaking etc to left of vehicle);
  - (d) section 146 (Driving within single marked lane or line of traffic);
  - (e) section 147 (Moving from 1 marked lane to another marked lane across continuous line separating lanes).

- (2) However, the exemption in subsection (1) applies only if—
- (a) the motorbike rider holds a full motorcycle licence; and
  - (b) the motorbike is travelling at less than 30km/h; and
  - (c) the vehicles adjacent to the motorbike are travelling at a speed less than the motorbike; and
  - (ca) the motorbike is travelling on a road on which the speed limit is more than 40km/h; and
  - (d) the motorbike is not in a school zone; and
  - (e) the motorbike is not travelling past a parked vehicle; and
  - (f) the motorbike is not travelling in a bicycle lane; and
  - (fa) a no filtering sign does not apply to the length of road; and
  - (g) it is safe for the motorbike rider to lane filter.

**Examples—where it would not be safe for a motorbike rider to lane filter**

- 1 the rider is proceeding through a roundabout
  - 2 the rider is riding kerbside
  - 3 the rider is crossing a children’s crossing or pedestrian crossing
  - 4 the rider lane filters between vehicles in a manner that does not seek to avoid collisions (including lane filtering between vehicles where there is insufficient clearance)
  - 5 the lane filtering occurs past a bus or heavy vehicle
- (3) For subsection 151A (2) (fa), a no filtering sign on a road applies to a length of road starting at the sign and ending at the nearer of the following:
- (a) if the length of road ends at a T-intersection or dead end—the end of the length of road;
  - (b) the next end no filtering sign that is on the road.

- (4) The rider of a motorbike must not lane filter along a length of road to which a no lane filtering sign applies.

Maximum penalty: 20 penalty units.

- (5) In this section:

***end no filtering sign*** means a traffic sign—

- (a) with a symbol displaying a motorbike positioned between 2 vehicles with a black diagonal line across the symbol; and
- (b) with a symbol positioned below the symbol mentioned in paragraph (a) displaying the word ‘END’ in black letters.

***full licence***—see the [Road Transport \(Driver Licensing\) Regulation 2000](#), section 5 (2) (Basic kinds of driver licence).

***lane filtering***, for a motorbike rider, means riding a motorbike between 2 marked lanes of traffic travelling in the same direction as the motorbike when there are vehicles adjacent to the motorbike in both marked lanes.

***motorcycle licence***—see the [Road Transport \(Driver Licensing\) Regulation 2000](#), dictionary.

***no filtering sign*** means—

- (a) a traffic sign with a symbol displaying a motorbike positioned between 2 vehicles with a red diagonal line across the symbol;  
or
- (b) a traffic sign displaying the word ‘no filtering’.

## Division 11.5 Obeying overhead lane control devices applying to marked lanes

### 152 Complying with overhead lane control device

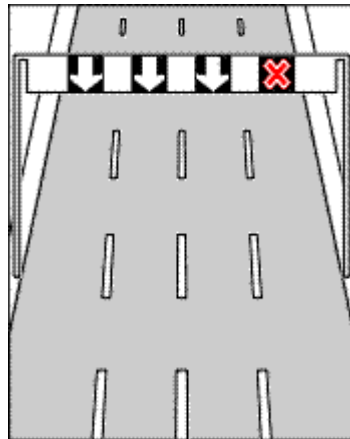
- (1) A driver in a marked lane to which an overhead lane control device applies must comply with this section.

Maximum penalty: 20 penalty units.

- (2) If the device displays an illuminated red diagonal cross or is a traffic sign displaying a red diagonal cross, the driver must not drive in the marked lane past the device.
- (3) If the device displays a flashing illuminated red diagonal cross, the driver must leave the marked lane as soon as it is safe to do so.
- (4) If the device displays an illuminated white, green or yellow arrow pointing downwards or indicating 1 or more directions, the driver may drive in the marked lane past the device.

#### Example

Overhead lane control device applying to marked lanes





## Division 11.6      Driving in marked lanes designated for special purposes

### 153      Bicycle lane

- (1) A driver (except the rider of a bicycle) must not drive in a bicycle lane, unless the driver is permitted to drive in the bicycle lane under this section or section 158 (Exceptions to driving in special purpose lane etc).

Maximum penalty: 20 penalty units.

- (2) If stopping or parking is permitted at a place in a bicycle lane under this regulation, a driver may drive for up to 50m in the bicycle lane to stop or park at that place.
- (3) A driver may drive for up to 50m in a bicycle lane if the driver is—
- (a) driving a public bus, public minibus, taxi, rideshare vehicle or hire car; and
  - (b) dropping off or picking up passengers.

- (4) In this regulation:

**bicycle lane** means a marked lane, or the part of a marked lane—

- (a) beginning at a bicycle lane sign applying to the lane, or a road marking comprising both a white bicycle symbol and the word lane painted in white; and
- (b) ending at the nearest of the following:
  - (i) an end bicycle lane sign applying to the lane, or a road marking comprising both a white bicycle symbol and the words end lane painted in white;

- (ii) an intersection (unless the lane is at the unbroken side of the continuing road at a T-intersection or continued across the intersection by broken lines);
- (iii) if the road ends at a dead end—the end of the road.

## **154 Bus lane**

- (1) A driver (except the driver of a public bus) must not drive in a bus lane, unless the driver is permitted to drive in the bus lane under section 158 (Exceptions to driving in special purpose lane etc).

Maximum penalty: 20 penalty units.

- (2) In this regulation:

**bus lane** means a marked lane, or the part of a marked lane—

- (a) beginning at a bus lane sign (whether or not there is also a bus lane road marking) and ending at the nearest of the following:
  - (i) an end bus lane sign;
  - (ii) a traffic sign that indicates the beginning of another special purpose lane; or
- (b) beginning at a bus lane road marking (if there is no bus lane sign) and ending at the next intersection.

- (3) In this section:

**bus lane road marking** means a road marking consisting of—

- (a) the letters ‘BL’; or
- (b) the words ‘bus lane’; or
- (c) the words ‘bus only’.

## 155 Tram lane

- (1) A driver (except the driver of a tram, tram recovery vehicle or public bus) must not drive in a tram lane, unless the driver is permitted to drive in the tram lane under this section or section 158 (Exceptions to driving in special purpose lane etc).

Maximum penalty: 20 penalty units.

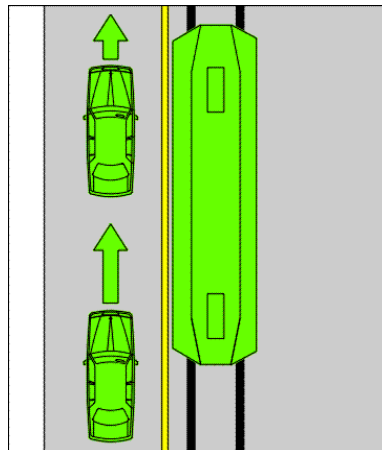
- (2) A driver may drive in a tram lane if the driver is driving a truck and it is necessary for the driver to drive in the tram lane to reach a place to drop off or pick up passengers or goods.
- (3) In this regulation:

*tram lane* means a part of a road with tram tracks that—

- (a) is between a tram lane sign and an end tram lane sign; and
- (b) is marked along the left side of the tracks (when facing the direction of travel of a tram on the tracks) by a continuous yellow line parallel to the tracks.

### Example

Tram lane



## 155A Tramway

- (1) A driver (except the driver of a tram, tram recovery vehicle or public bus) must not drive in a tramway, unless the driver is permitted to drive in the tramway under subsection (2).

Maximum penalty: 20 penalty units.

- (2) A driver may drive in a tramway if—
- (a) it is necessary for the driver to drive in the tramway to avoid an obstruction; and
  - (b) when driving in the tramway, the driver does not move into the path of an approaching tram or public bus travelling in the tramway.

- (3) In this regulation:

**tramway** means a part of a road with tram tracks that—

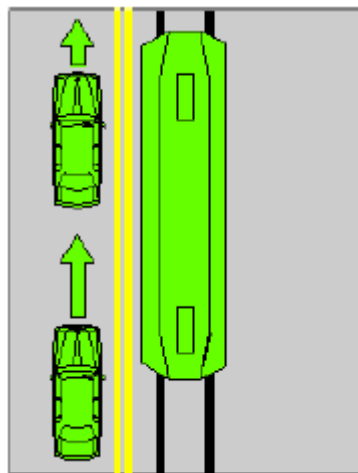
- (a) is between a tramway sign and an end tramway sign; and
- (b) is marked along the left side of the tracks (when facing the direction of travel of a tram on the tracks) by either—
  - (i) 2 continuous yellow lines parallel to the tracks; or
  - (ii) a structure (for example, a dividing strip, pedestrian refuge, traffic island, row of bollards or separation kerb), whether or not the structure is also being used to indicate a safety zone;

but does include any part of the road where vehicles are permitted to cross the tramway.

- (4) For subsection (3) (b) (i), a line is to be considered to be continuous despite any break in it that is designed to permit vehicles to cross the tramway.

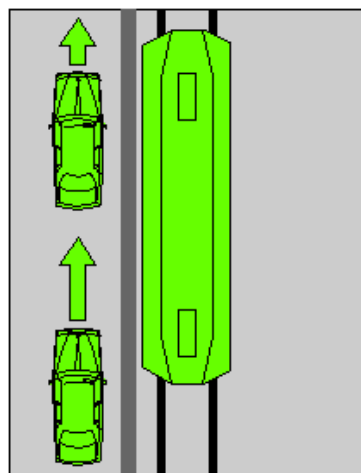
**Example 1**

Tramway with double yellow line



**Example 2**

Tramway with separation kerb



## 156 Transit lane

- (1) A driver must not drive in a transit lane unless—
- (a) the driver is driving—
    - (i) a public bus, public minibus, motorbike, taxi, hire car or tram; or
    - (ii) if the transit lane sign applying to the transit lane is a transit lane (T2) sign—a vehicle carrying at least 1 other person; or
    - (iii) if the transit lane sign applying to the transit lane is a transit lane (T3) sign—a vehicle carrying at least 2 other people; or
    - (iv) a zero emissions vehicle; or
  - (b) the driver is permitted to drive in the transit lane under section 158 (Exceptions to driving in special purpose lane etc).

Maximum penalty: 20 penalty units.

- (2) In this regulation:

***transit lane*** means a marked lane, or the part of a marked lane—

- (a) beginning at a transit lane sign; and
- (b) ending at an end transit lane sign.

- (3) In this section:

***zero emissions vehicle*** means a car that has an electric motor—

- (a) powered by electricity, whether alone or in combination with another energy source, and is rechargeable by being plugged into an external power source; or
- (b) powered by a hydrogen fuel cell.

- (4) The following provisions expire on 31 December 2023:
- subsection (1) (a) (iv)
  - subsection (3), definition of *zero emissions vehicle*
  - this subsection.

### **157 Truck lane**

- (1) A driver (except the driver of a truck) must not drive in a truck lane, unless the driver is permitted to drive in the truck lane under section 158.

Maximum penalty: 20 penalty units.

- (2) In this regulation:

*truck lane* means a marked lane, or the part of a marked lane—

- (a) beginning at a truck lane sign; and
- (b) ending at an end truck lane sign.

### **158 Exceptions to driving in special purpose lane etc**

- (1) The driver of any vehicle may drive for up to the permitted distance in a bicycle lane, bus lane, tram lane, transit lane or truck lane if it is necessary for the driver to drive in the lane—
- (a) to enter or leave the road; or
  - (b) to enter a part of the road of 1 kind from a part of the road of another kind (for example, moving to or from a service road, the shoulder of the road or an emergency stopping lane); or
  - (c) to overtake a vehicle that is turning right, or making a U-turn from the centre of the road, and is giving a right change of direction signal; or
  - (d) to enter a marked lane, or part of the road where there is room for a line of traffic (other than motorbikes, bicycles, motorised wheelchairs or animals), from the side of the road.

- (2) The driver of any vehicle may drive in a bicycle lane, bus lane, tram lane, transit lane or truck lane if—
- (a) it is necessary for the driver to drive in the lane to avoid an obstruction; or
  - (b) information on or with a traffic sign applying to the lane indicates that the driver may drive in the lane.
- (2A) The driver of any of the following vehicles may drive in a bus lane:
- (a) a taxi;
  - (b) a hire car;
  - (c) a demand responsive service vehicle;
  - (d) a motorbike.
- (3) It is a defence to the prosecution of a driver for an offence against a provision of this division for driving in a bicycle lane, bus lane, tram lane, transit lane or truck lane if—
- (a) it is necessary for the driver to drive in the lane to stop at a place in the lane; and
  - (b) the driver is permitted to stop at that place under this regulation, or it is a defence under section 165 (Stopping in emergency etc or to comply with another provision) for the driver to stop at that place; and
  - (c) if the lane is a bicycle lane—the driver drives in the lane for no more than the permitted distance.
- (4) In this section:
- permitted distance*** means—
- (a) for a bicycle lane or tram lane—50m; or
  - (b) for any other lane—100m.



**159 Marked lane required to be used by particular kind of vehicle**

- (1) If information on or with a traffic sign applying to a length of road indicates that a vehicle of a particular kind must drive in a particular marked lane, a driver driving a vehicle of that kind on the length of road must drive in the indicated lane, unless the driver is—
- (a) avoiding an obstruction; or
  - (b) obeying a traffic control device applying to the indicated lane; or
  - (c) permitted to drive in the indicated lane and also another marked lane under another provision of this regulation; or
  - (d) intending to turn off the road or to make a U-turn, and in order to do so safely without disrupting other vehicles on the road it is necessary to position the vehicle in another lane before starting the turn, or to make the turn.

Maximum penalty: 20 penalty units.

- (2) A traffic sign mentioned in this section that is on a road applies to the length of road beginning at the sign and ending at the nearest of the following:
- (a) a traffic sign or road marking on the road that indicates that the first traffic sign no longer applies;
  - (b) the next intersection on the road;
  - (c) if the road ends at a T-intersection or dead end—the end of the road.

**Examples—traffic sign mentioned in the section and a traffic sign indicating that the first traffic sign no longer applies**

Trucks use left lane sign



End trucks use left lane sign



## Division 11.7 Passing trams and safety zones

### 160 Passing or overtaking tram that is not at or near left side of road

- (1) This section applies to a driver driving on a road with tram tracks that are not at or near the far left side of the road.
- (2) The driver must not drive past, or overtake, a tram to the right of the tram, unless the driver is permitted to do so by a traffic sign or road marking.

Maximum penalty: 20 penalty units.

- (3) The driver must not drive past, or overtake, a tram if the tram is turning left or is giving a left change of direction signal, unless the driver is turning left and there is no danger of a collision with the tram.

Maximum penalty: 20 penalty units.

- (4) In this section:

*tram* includes a bus travelling along tram tracks.

**161 Passing or overtaking tram at or near left side of road**

- (1) This section applies to a driver driving on a road with tram tracks at or near the far left side of the road.
- (2) The driver must not drive past, or overtake, a tram to the left of the tram unless the driver is turning left and there is no danger of a collision with the tram.

Maximum penalty: 20 penalty units.

- (3) The driver must not drive past, or overtake, a tram if the tram is turning right or is giving a right change of direction signal.

Maximum penalty: 20 penalty units.

- (4) In this section:

*tram* includes a bus travelling along tram tracks.

**162 Driving past safety zone**

- (1) A driver driving past a safety zone—
  - (a) must not drive on the safety zone; and
  - (b) must drive to the left of the safety zone at a speed that does not put at risk the safety of any pedestrian crossing the road to or from the safety zone.

Maximum penalty: 20 penalty units.

- (2) In this regulation:

*safety zone* means an area of a road—

- (a) at a place with safety zone signs at or near a tram stop; and
- (b) indicated by a structure on the road (for example, a dividing strip, pedestrian refuge or traffic island).

## 163 Driving past rear of stopped tram at tram stop

- (1) A driver must comply with this section if—
- (a) the driver is driving behind the rear of a tram travelling in the same direction as the driver; and
  - (b) the tram stops at a tram stop, except at the far left side of the road; and
  - (c) there is no safety zone, dividing strip or traffic island between the tram and the part of the road where the driver is driving.

Maximum penalty: 20 penalty units.

- (2) The driver must stop before passing the rear of the tram.
- (3) After stopping in accordance with subsection (2), the driver must not proceed if—
- (a) 1 or more of the doors on the side of the tram closest to the driver are open or opening; or
  - (b) a pedestrian is entering or crossing the road between the tram tracks and the far left side of the road.
- (4) After stopping in accordance with subsection (2), if the tram remains at the tram stop and subsection (3) does not apply, the driver must not proceed past the tram at a speed greater than 10km/h.
- (5) However, subsections (2) to (4) do not apply if the driver is directed to drive past the tram by an authorised person or police officer.
- (6) In this section:

*tram* includes a bus travelling along tram tracks.

**164 Stopping beside stopped tram at tram stop**

- (1) A driver must comply with this section if—
- (a) the driver is driving alongside, or overtaking, a tram travelling in the same direction as the driver; and
  - (b) the tram stops at a tram stop, except at the far left side of the road; and
  - (c) there is no safety zone, dividing strip or traffic island between the tram and the part of the road where the driver is driving.

Maximum penalty: 20 penalty units.

- (2) The driver must stop.
- (3) After stopping in accordance with subsection (2), the driver must not proceed if—
- (a) 1 or more of the doors on the side of the tram closest to the driver are open or opening; or
  - (b) a pedestrian is entering or crossing the road between the tram tracks and the far left side of the road.
- (4) After stopping in accordance with subsection (2), if the tram remains at the tram stop and subsection (3) does not apply, the driver must not proceed past the tram at a speed greater than 10km/h.
- (5) However, subsections (2) to (4) do not apply if the driver is directed to drive past the tram by an authorised person or police officer.
- (6) In this section:

***tram*** includes a bus travelling along tram tracks.

**164A Staying stopped if tram comes from behind stopped driver and stops**

- (1) A driver must comply with this section if—
- (a) the driver is stopped beside a tram stop; and
  - (b) a tram stops at the tram stop, except at the far left side of the road; and
  - (c) there is no safety zone, dividing strip or traffic island between the tram and the part of the road where the driver is driving.

Maximum penalty: 20 penalty units.

- (2) The driver must not proceed if—
- (a) 1 or more of the doors on the side of the tram closest to the driver are open or opening; or
  - (b) a pedestrian is entering or crossing the road between the tram tracks and the far left side of the road.
- (3) If the tram remains at the tram stop and subsection (2) does not apply, the driver must not proceed past the tram at a speed greater than 10km/h.
- (4) However, subsections (2) and (3) do not apply if the driver is directed to proceed past the tram by an authorised person or police officer.
- (5) In this section:
- tram* includes a bus travelling along tram tracks.

## Division 11.8 Motor vehicles passing bicycle riders

### 164B Keeping safe lateral distance when passing bicycle rider

- (1) The driver of a motor vehicle passing the rider of a bicycle that is travelling in the same direction as the driver must pass the bicycle at a sufficient distance from—
  - (a) the bicycle; or
  - (b) if the rider is riding alongside another rider—the bicycle furthest to the right.

Maximum penalty: 20 penalty units.

- (2) This section does not apply to a driver of a light rail vehicle.
- (3) For this section—
  - (a) a driver passes a bicycle at a *sufficient distance from the bicycle* if the driver passes at a lateral distance from the bicycle of—
    - (i) if the applicable speed limit at the point the driver passes the bicycle is not more than 60km/h—at least 1m; or
    - (ii) if the applicable speed limit at the point the driver passes the bicycle is more than 60km/h—at least 1.5m; and
  - (b) the *lateral distance* between a motor vehicle passing a bicycle and the bicycle is the distance between—
    - (i) the most distant point to the left—
      - (A) on the driver's vehicle; or
      - (B) on any projection from the vehicle (whether or not attached to the vehicle); and
    - (ii) the most distant point to the right—
      - (A) on the bicycle (or any part of the bicycle); or
      - (B) on the rider of the bicycle; or

(C) on any bicycle trailer towed by the bicycle; or

(D) on any passenger in or on any bicycle trailer.

**Examples—part of a bicycle**

basket, pannier bags

**Example—not part of a bicycle**

a flag or stick, whether or not flexible, attached to the bicycle, that projects sideways from the bicycle

**164C Exceptions—passing bicycle rider**

- (1) The driver of a motor vehicle passing the rider of a bicycle that is travelling in the same direction as the driver may make a permitted manoeuvre to pass the rider if—
  - (a) the driver has a clear view of any approaching traffic; and
  - (b) the permitted manoeuvre is necessary to comply with section 164B; and
  - (c) the driver can do so safely.
- (2) In this section:

*permitted manoeuvre* means—

- (a) if the driver is driving on a two-way road without a dividing line or median strip—drive to the right of the centre of the road; or
- (b) if the driver is driving on a road with a dividing line—drive to the right of the dividing line; or
- (c) drive on a dividing strip that is at the same level as the road; or
- (d) drive on or over a single continuous line; or
- (e) drive on or over 2 parallel lines; or
- (f) drive along a side, or surrounding, of a painted island.



## **Part 12**                      **Restrictions on stopping and parking**

### **Division 12.1**              **General**

#### **165**              **Stopping in emergency etc or to comply with another provision**

It is a defence to the prosecution of a driver for an offence against a provision of this part if—

- (a) the driver stops at a particular place, or in a particular way, to avoid a collision, and the driver stops for no longer than is necessary to avoid the collision; or
- (b) the driver stops at a particular place, or in a particular way, because the driver's vehicle is disabled, and the driver stops for no longer than is necessary for the vehicle to be moved safely to a place where the driver is permitted to park the vehicle under this regulation; or
- (c) the driver stops at a particular place, or in a particular way, to deal with a medical or other emergency, or to assist a disabled vehicle, and the driver stops for no longer than is necessary in the circumstances; or
- (d) the driver stops at a particular place, or in a particular way, because the condition of the driver, a passenger, or the driver's vehicle makes it necessary for the driver to stop in the interests of safety, and the driver stops for no longer than is necessary in the circumstances; or

- (e) the driver stops at a particular place, or in a particular way, to comply with another provision of this regulation, and the driver stops for no longer than is necessary to comply with the other provision.

**Example—par (e)**

If a driver stops at an intersection at a stop line, stop sign, or traffic lights, or to give way to a vehicle, in accordance with this regulation, the driver does not contravene s 170.

**166 Application—pt 12—bicycles**

This part does not apply to a bicycle that is parked at a bicycle rail or in a bicycle rack.

**Division 12.2 No stopping and no parking signs and road markings**

**167 No stopping sign**

A driver must not stop on a length of road or in an area to which a no stopping sign applies.

Maximum penalty: 20 penalty units.

**168 No parking sign**

- (1) The driver of a vehicle must not stop on a length of road or in an area to which a no parking sign applies, unless the driver—
- (a) is dropping off or picking up passengers or goods; and
  - (b) does not leave the vehicle unattended; and
  - (c) completes the dropping off or picking up of the passengers or goods, and drives on, as soon as possible and, in any case, within the required time after stopping.

Maximum penalty: 20 penalty units.

- (2) For this section, a driver leaves a vehicle *unattended* if the driver leaves the vehicle so the driver is over 3m from the closest point of the vehicle.
- (3) In this section:  
*required time* means—
- (a) if information on or with the sign indicates a time—the indicated time; or
  - (b) if there is no indicated time—2 minutes; or
  - (c) if there is no indicated time, or the indicated time is less than 5 minutes, and section 206 (Time extension for people with disabilities) applies to the driver—5 minutes.

**169 No stopping on road with yellow edge line**

A driver must not stop at the side of a road marked with a continuous yellow edge line.

Maximum penalty: 20 penalty units.

**Division 12.3 Stopping at intersections and crossings**

**170 Stopping in or near intersection**

- (1) A driver must not stop in an intersection unless—
- (a) the driver is permitted to stop at that place under this regulation; or
  - (b) the intersection is a T-intersection without traffic lights and the driver stops along the continuous side of the continuing road at the intersection.

Maximum penalty: 20 penalty units.

- (2) A driver must not stop on a road within 20m from the nearest point of an intersecting road at an intersection with traffic lights, unless the driver stops at a place on a length of road, or in an area, to which a parking control sign applies and the driver is permitted to stop at that place under this regulation.

Maximum penalty: 20 penalty units.

- (3) A driver must not stop on a road within 10m from the nearest point of an intersecting road at an intersection without traffic lights, unless the driver stops—
- (a) at a place on a length of road, or in an area, to which a parking control sign applies and the driver is permitted to stop at that place under this regulation; or
  - (b) if the intersection is a T-intersection—along the continuous side of the continuing road at the intersection.

Maximum penalty: 20 penalty units.

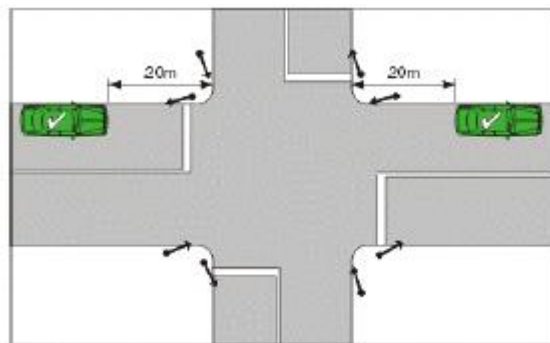
- (4) For this section, distances are measured in the direction in which the driver is driving, and—
- (a) for subsection (2)—as shown in example 1; or
  - (b) for subsection (3)—as shown in example 2.

(5) In this section:

*road* does not include a road related area, but includes any shoulder of the road.

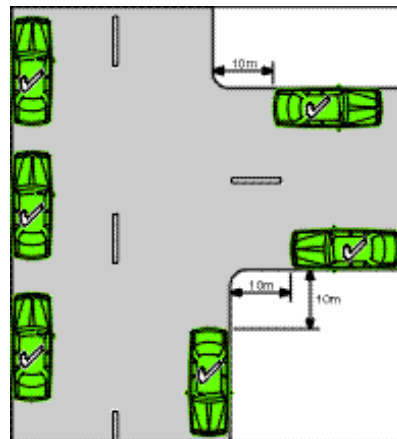
**Example 1**

Measurement of distance—intersection with traffic lights



**Example 2**

Measurement of distance—T-intersection without traffic lights



## 171 Stopping on or near children's crossing

- (1) A driver must not stop on a children's crossing, or on the road within 20m before the crossing and 10m after the crossing, unless the driver stops at a place on a length of road, or in an area, to which a parking control sign applies and the driver is permitted to stop at that place under this regulation.

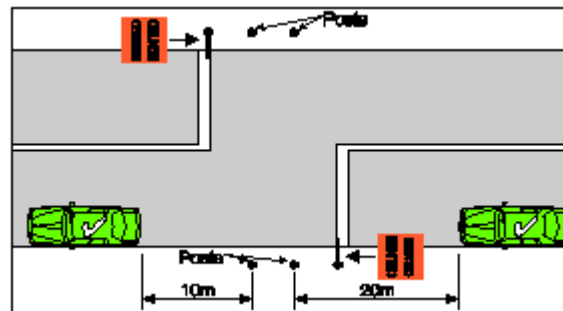
Maximum penalty: 20 penalty units.

- (2) For this section, distances are measured—
- (a) in the direction in which the driver is driving; and
  - (b) as shown in example 1 or 2.
- (3) In this section:

*road* does not include a road related area, but includes any shoulder of the road.

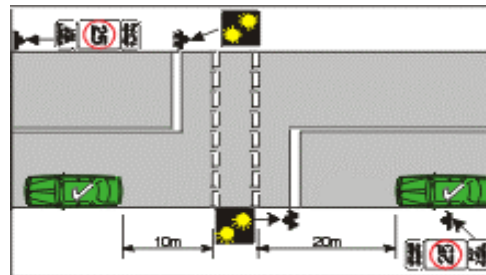
### Example 1

Measurement of distance—children's crossing with red and white posts



**Example 2**

Measurement of distance—children's crossing with 2 parallel continuous or broken lines



**172 Stopping on or near pedestrian crossing (except at intersection)**

- (1) A driver must not stop on a pedestrian crossing that is not at an intersection, or on the road within 20m before the crossing and 10m after the crossing, unless the driver stops at a place on a length of road, or in an area, to which a parking control sign applies and the driver is permitted to stop at that place under this regulation.

Maximum penalty: 20 penalty units.

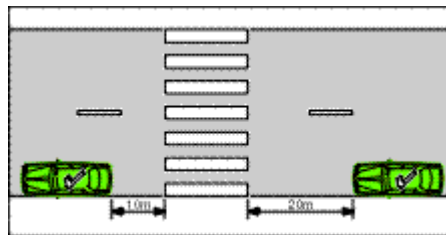
- (2) For this section, distances are measured—
  - (a) in the direction in which the driver is driving; and
  - (b) as shown in the example.

- (3) In this section:

*road* does not include a road related area, but includes any shoulder of the road.

**Example**

Measurement of distance—pedestrian crossing



**173 Stopping on or near marked foot crossing (except at intersection)**

- (1) A driver must not stop on a marked foot crossing that is not at an intersection, or on the road within 10m before the traffic lights pole nearest to the driver at the crossing and 3m after the crossing, unless the driver stops at a place on a length of road, or in an area, to which a parking control sign applies and the driver is permitted to stop at that place under this regulation.

Maximum penalty: 20 penalty units.

- (2) For this section, distances are measured—
- (a) in the direction in which the driver is driving; and
  - (b) as shown in the example.

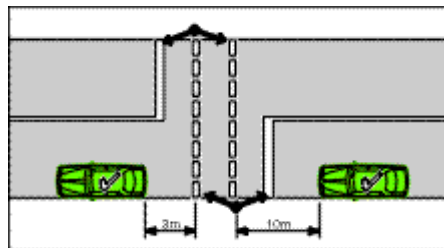


- (3) In this section:

*road* does not include a road related area, but includes any shoulder of the road.

**Example**

Measurement of distance—marked foot crossing



**174 Stopping at or near bicycle crossing lights (except at intersection)**

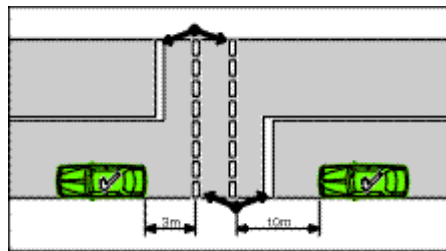
- (1) This section applies to a place on a road—
- (a) with bicycle crossing lights facing bicycle riders crossing the road; and
  - (b) with traffic lights facing traffic travelling on the road; and
  - (c) that is not at an intersection.
- (2) A driver must not stop within 10m before the traffic lights nearest to the driver at the place, and 3m after the traffic lights, unless the driver stops at a place on a length of road, or in an area, to which a parking control sign applies and the driver is permitted to stop at that place under this regulation.
- Maximum penalty: 20 penalty units.
- (3) For this section, distances are measured—
- (a) in the direction in which the driver is driving; and
  - (b) as shown in the example.

- (4) In this section:

*road* does not include a road related area, but includes any shoulder of the road.

**Example**

Measurement of distance—bicycle crossing lights



## 175 Stopping on or near level crossing

- (1) A driver must not stop on a level crossing, or on a road within 20m before the nearest rail or track to the driver approaching the crossing and 20m after the nearest rail or track to the driver leaving the crossing, unless the driver stops at a place on a length of road, or in an area, to which a parking control sign applies and the driver is permitted to stop at that place under this regulation.

Maximum penalty: 20 penalty units.

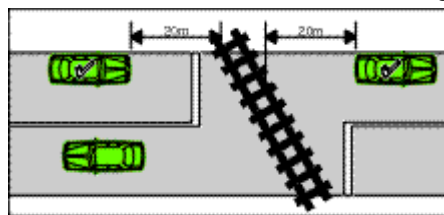
- (2) For this section, distances are measured as shown in the example.

- (3) In this section:

*road* does not include a road related area, but includes any shoulder of the road.

**Example**

Measurement of distance—level crossing



## Division 12.4 Stopping on clearways and freeways and in emergency stopping lanes

### 176 Stopping on clearway

- (1) A driver must not stop on a length of road (other than a road related area) to which a clearway sign applies, unless the driver is—
- driving a public bus, public minibus, taxi, rideshare vehicle or hire car; and
  - dropping off or picking up passengers.
- Maximum penalty: 20 penalty units.
- (2) A clearway sign applies, for the days or times indicated on the sign, to a length of road beginning at the sign and ending at the nearest of the following:
- a clearway sign on the road that indicates different days or times;
  - an end clearway sign on the road;
  - the end of the road.

**177 Stopping on freeway**

- (1) A driver must not stop on a freeway unless the driver stops in an emergency stopping lane.

Maximum penalty: 20 penalty units.

- (2) In this regulation:

*freeway* means a length of road to which a freeway sign applies.

- (3) A freeway sign on a road applies to a length of road beginning at the sign (including any road into which the length of road merges) and ending at the next end freeway sign on the road.

**178 Stopping in emergency stopping lane**

A driver (except the rider of a bicycle) must not stop in an emergency stopping lane unless—

- (a) the condition of the driver, a passenger or the driver's vehicle, or any other factor, makes it necessary or desirable for the driver to stop in the emergency stopping lane in the interests of safety; and
- (b) the driver stops for no longer than is necessary in the circumstances.

Maximum penalty: 20 penalty units.

**Division 12.5 Stopping in zones for particular vehicles**

**179 Stopping in loading zone**

- (1) A driver must not stop in a loading zone unless the driver is driving—
- (a) a public bus that is dropping off or picking up passengers; or
- (b) a truck that is dropping off or picking up goods; or

- (c) a motor vehicle that is built mainly for the transport of goods and is dropping off or picking up goods; or
- (d) a vehicle that is displaying a current loading zone permit and is complying with the conditions of the permit; or
- (e) a taxi, rideshare vehicle or hire car, and the driver—
  - (i) is dropping off or picking up passengers; and
  - (ii) does not leave the vehicle unattended, otherwise than to comply with a passenger assistance requirement.

Maximum penalty: 20 penalty units.

- (2) A driver who is permitted to stop in a loading zone must not stay continuously in the zone for longer than—
  - (a) 30 minutes; or
  - (b) if information on or with the loading zone signs applying to the loading zone indicates another time—the indicated time; or
  - (c) for a driver who is permitted to stop in the loading zone under a loading zone permit that provides for a shorter period—that period; or
  - (d) for the driver of a taxi, rideshare vehicle or hire car permitted to stop in a loading zone under subsection (1) (e)—
    - (i) 2 minutes; or
    - (ii) if the driver is complying with a passenger assistance requirement—the period necessary to comply with the requirement.

Maximum penalty: 20 penalty units.

- (3) In this regulation:

**loading zone** means a length of a road to which a loading zone sign applies.

- (4) In this section:

**loading zone permit** means a loading zone permit issued under the *Road Transport (Safety and Traffic Management) Regulation 2017*, section 64 (Parking permits).

**passenger assistance requirement** means a requirement under the *Road Transport (Public Passenger Services) Regulation 2002*, section 132 (5) (which requires a wheelchair-accessible taxi driver to provide reasonable assistance in loading and unloading a wheelchair, or a person in a wheelchair, into or from the taxi).

**unattended**—a driver leaves a vehicle **unattended** if the driver leaves the vehicle so the driver is over 3m from the closest point of the vehicle.

#### **180 Stopping in truck zone**

- (1) A driver must not stop in a truck zone unless the driver is driving a truck that is dropping off or picking up goods.

Maximum penalty: 20 penalty units.

- (2) In this regulation:

**truck zone** means a length of a road to which a truck zone sign applies.

#### **181 Stopping in works zone**

- (1) A driver must not stop in a works zone unless the driver is driving a vehicle that is engaged in construction work in or near the zone.

Maximum penalty: 20 penalty units.

- (2) In this regulation:

**works zone** means a length of a road to which a works zone sign applies.

**182 Stopping in taxi zone**

- (1) A driver must not stop in a taxi zone, unless the driver is driving a taxi.

Maximum penalty: 20 penalty units.

- (2) In this regulation:

*taxi zone* means a length of a road to which a taxi zone sign applies.

**183 Stopping in bus zone**

- (1) A driver must not stop in a bus zone unless the driver is driving a public bus (except a public bus of a kind that is not permitted to stop in the bus zone by information on or with the bus zone sign applying to the bus zone).

Maximum penalty: 20 penalty units.

- (2) However, the driver of a demand responsive service vehicle may stop in a bus zone if—

- (a) the driver is dropping off or picking up a passenger; and  
(b) the vehicle is authorised to stop in the bus zone under an authority under the *Road Transport (Public Passenger Services) Regulation 2002*, section 305 (1) (DRS vehicles—bus stop and bus zone authorities).

- (3) In this regulation:

*bus zone* means a length of a road to which a bus zone sign applies.

**183A Stopping public bus in bus zone**

- (1) The driver of a public bus must not stop in a bus zone unless the driver—
  - (a) is dropping off or picking up passengers; or
  - (b) is stopping for a regular route service.

Maximum penalty: 20 penalty units.

- (2) Subsection (1) does not apply to the driver of a public bus that is not permitted to stop in the bus zone by information on or with the bus zone sign applying to the bus zone.

**184 Stopping in minibus zone**

- (1) A driver (except the driver of a public minibus) must not stop in a minibus zone.

Maximum penalty: 20 penalty units.

- (2) In this regulation:

*minibus zone* means a length of road to which a minibus zone sign applies.

**185 Stopping in permit zone**

- (1) A driver must not stop in a permit zone unless the driver's vehicle displays a current permit issued under the *Road Transport (Safety and Traffic Management) Regulation 2017*, section 64 (Parking permits) that permits the vehicle to stop in the zone

Maximum penalty: 20 penalty units.

- (2) In this regulation:

*permit zone* means a length of a road to which a permit zone sign applies.



**186 Stopping in mail zone**

- (1) A driver must not stop in a mail zone.

Maximum penalty: 20 penalty units.

- (2) This section does not apply to the driver of a postal vehicle.

- (3) In this regulation:

*mail zone* means a length of a road to which a mail zone sign applies.

**Division 12.6 Other places where stopping is restricted**

**187 Stopping in bicycle lane, bus lane, tram lane, tramway, transit lane, truck lane or on tram tracks**

- (1) A driver must not stop in a bus lane, transit lane or truck lane unless the driver—

(a) is driving a public bus, public minibus, taxi or hire car and is dropping off or picking up passengers; and

(b) is permitted to drive in the lane under this regulation.

Maximum penalty: 20 penalty units.

- (2) A driver must not stop in a bicycle lane unless the driver—

(a) is driving a public bus, public minibus, taxi or hire car; and

(b) is dropping off or picking up passengers; and

(c) is permitted to drive in the lane under this regulation.

Maximum penalty: 20 penalty units.

- (3) A driver (except the driver of a tram, a tram recovery vehicle or a public bus) must not stop in a tram lane, a tramway or on tram tracks.

Maximum penalty: 20 penalty units.

## 188 Stopping in shared zone

A driver must not stop in a shared zone unless—

- (a) the driver stops at a place on a length of road, or in an area, to which a parking control sign applies and the driver is permitted to stop at that place under this regulation; or
- (b) the driver stops in a parking bay and the driver is permitted to stop in the parking bay under this regulation; or
- (c) the driver is dropping off or picking up passengers or goods; or
- (d) the driver is engaged in the door-to-door delivery or collection of goods, or in the collection of waste or garbage.

Maximum penalty: 20 penalty units.

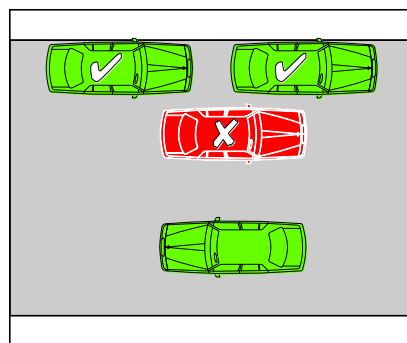
## 189 Double parking

- (1) A driver must not stop on a road if to do so would put any part of the vehicle that the driver is driving between a vehicle that is parked on the road and the centre of the road.

Maximum penalty: 20 penalty units.

### Example 1

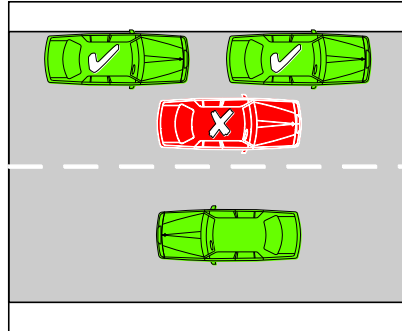
Double parked on a two-way road without a dividing line



In this example, the vehicle marked with an 'X' is stopped in contravention of this section.

**Example 2**

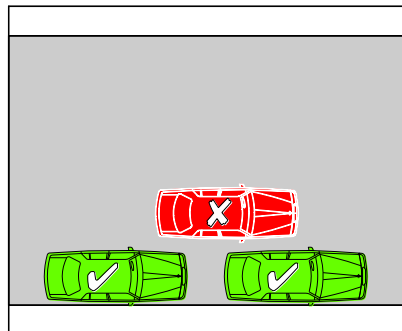
Double parked on two-way road with a centre dividing line



In this example, the vehicle marked with an 'X' is stopped in contravention of this section.

**Example 3**

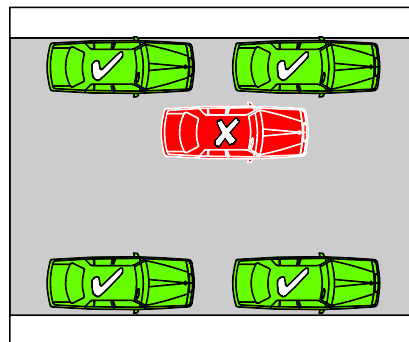
Double parked on the right side of a one-way road with no vehicles parked on the left side of the road



In this example, the vehicle marked with an 'X' is stopped in contravention of this section.

**Example 4**

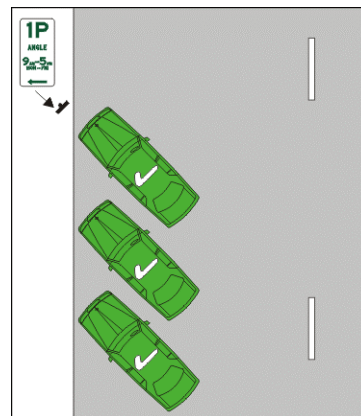
Double parked on the left side of a one-way road with other vehicles lawfully parked on the right side of the road



In this example, the vehicle marked with an 'X' is stopped in contravention of this section.

- (2) A driver does not contravene this section by parking on the side of the road, or in a median strip parking area, in accordance with section 210 (Angle parking).

**Example**



In this example, the angle-parked vehicles are not stopped in contravention of this section.

- (3) Also, the rider of a motorbike may stop on the road with part of the motorbike between another motorbike that is parked on the road and the centre of the road if both motorbikes are parked within the same parking bay.

### 190 Stopping in or near safety zone

- (1) A driver must not stop in a safety zone, or on a road within 10m before or after a safety zone, unless the driver stops at a place on a length of road, or in an area, to which a parking control sign applies and the driver is permitted to stop at that place under this regulation.

Maximum penalty: 20 penalty units.

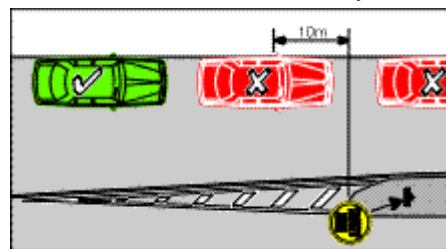
- (2) For this section, distances are measured—
- (a) in the direction in which the driver is driving; and
  - (b) from the end of the structure; and
  - (c) as shown in the example.

- (3) In this section:

*road* does not include a road related area, but includes any shoulder of the road.

#### Example

Measurement of distance—safety zone



In this example, the vehicles marked with an 'X' are stopped in contravention of this section.

### 191 Stopping near obstruction

A driver must not stop on a road near an obstruction on the road in a position that obstructs traffic on the road.

Maximum penalty: 20 penalty units.

### 192 Stopping on bridge or in tunnel etc

(1) A driver must not stop on a bridge, causeway, ramp or similar structure unless—

- (a) the road is at least as wide on the structure as it is on each of the approaches; or
- (b) the driver stops at a place on a length of road, or in an area, to which a parking control sign applies and the driver is permitted to stop at that place under this regulation.

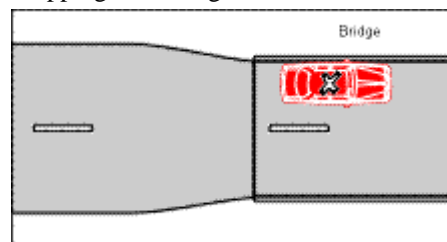
Maximum penalty: 20 penalty units.

(2) A driver must not stop in a tunnel or underpass unless—

- (a) the road is at least as wide in the tunnel or underpass as it is on each of the approaches; or

#### Example

Stopping on a bridge where the road on the bridge is narrower than on an approach



In this example, the vehicle is stopped in contravention of s (1).

**193 Stopping on crest or curve outside built-up area**

- (1) A driver must not stop on or near a crest or curve on a length of road that is not in a built-up area unless—
- (a) the driver's vehicle is visible for 100m to drivers approaching the vehicle and travelling in the direction of travel of traffic on the same side of the road as the vehicle; or
  - (b) the driver stops at a place on a length of road, or in an area, to which a parking control sign applies and the driver is permitted to stop at that place under this regulation.

Maximum penalty: 20 penalty units.

- (2) In this section:

*road* does not include a road related area, but includes any shoulder of the road.

**194 Stopping near fire hydrant etc**

- (1) A driver must not stop within 1m of a fire hydrant, fire hydrant indicator, or fire plug indicator, unless—
- (a) the driver is driving a public bus, and the driver stops at a bus stop or in a bus zone and does not leave the bus unattended; or
  - (b) the driver is driving a taxi or hire car, and the driver stops in a taxi zone and does not leave the taxi or hire car unattended; or
  - (c) the driver is driving a public minibus, and the driver stops in a minibus zone and does not leave the minibus unattended.

Maximum penalty: 20 penalty units.

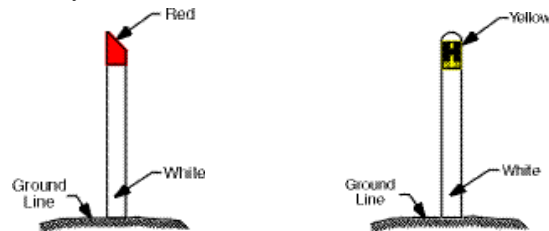
- (2) For this section, a driver leaves a vehicle *unattended* if the driver leaves the vehicle so the driver is over 3m from the closest point of the vehicle.

- (3) In this section:

**fire hydrant** means an upright pipe with a spout, nozzle or other outlet for drawing water from a main or service pipe in case of fire or other emergency.

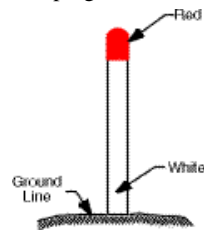
**Example 1**

Fire hydrant indicators



**Example 2**

Fire plug indicator



## 195 Stopping at or near bus stop

- (1) A driver (except the driver of a public bus) must not stop at a bus stop, or on the road, within 20m before a sign on the road that indicates the bus stop, and 10m after the sign, unless the driver stops at a place on a length of road, or in an area, to which a parking control sign applies and the driver is permitted to stop at that place under this regulation.
- Maximum penalty: 20 penalty units.
- (1A) However, the driver of a demand responsive service vehicle may stop at a bus stop, or on the road, within 20m before a sign on the road that indicates the bus stop, and 10m after the sign if—
- (a) the driver is dropping off or picking up passengers; and



- (b) the vehicle is authorised to stop at the bus stop under an authority under the *Road Transport (Public Passenger Services) Regulation 2002*, section 305 (1) (DRS vehicles—bus stop and bus zone authorities).
- (2) For this section, distances are measured in the direction in which the driver is driving.
- (3) In this section:

*authorised to stop*, at a bus stop, for a demand responsive service vehicle, means a bus stop that the demand responsive service vehicle is authorised to stop at under an authority under the *Road Transport (Public Passenger Services) Regulation 2002*, section 305 (1).

*road* does not include a road related area, but includes any shoulder of the road.

### **195A Stopping public bus at bus stop**

The driver of a public bus must not stop at a bus stop, or on the road, within 20m before a sign on the road that indicates the bus stop, and 10m after the sign, unless the driver—

- (a) stops at a place on a length of road, or in an area, to which a parking control sign applies and the driver is permitted to stop at that place under this regulation; or
- (b) is dropping off or picking up passengers; or
- (c) is stopping for a regular route service.

Maximum penalty: 20 penalty units.

**196 Stopping at or near tram stop**

- (1) A driver (except the driver of a tram, a tram recovery vehicle or a public bus travelling along tram tracks) must not stop at a tram stop or on the road within 20m before a sign that indicates a tram stop, unless—
- (a) the driver stops at a place on a length of road, or in an area, to which a parking control sign applies; and
  - (b) the driver is permitted to stop at that place under this regulation.

Maximum penalty: 20 penalty units.

- (2) For this section, the distance is measured in the direction in which the driver is driving.
- (3) In this section:

*road* does not include a road related area, but includes any shoulder of the road.

**197 Stopping on path, dividing strip, nature strip, painted island or traffic island**

- (1) A driver must not stop on a bicycle path, footpath, shared path or dividing strip, or a nature strip adjacent to a length of road in a built-up area, unless—
- (a) the driver stops at a place on a length of road, or in an area, to which a parking control sign applies; and
  - (b) the driver is permitted to stop at that place under this regulation.

Maximum penalty: 20 penalty units.

- (1A) A driver must not stop on a painted island.

Maximum penalty: 20 penalty units.

- (1B) A driver must not stop on a traffic island.

Maximum penalty: 20 penalty units.

- (2) Subsections (1) and (1B) do not apply to the rider of a bicycle or animal.

**198 Obstructing access to and from footpath, driveway etc**

- (1) A driver must not stop on a road in a position that obstructs access by vehicles or pedestrians to or from a footpath ramp or a similar way of access to a footpath, or a bicycle path or passageway unless—
- (a) the driver is driving a public bus that is dropping off or picking up passengers; or
  - (b) the driver stops in a parking bay and the driver is permitted to stop in the parking bay under this regulation.

Maximum penalty: 20 penalty units.

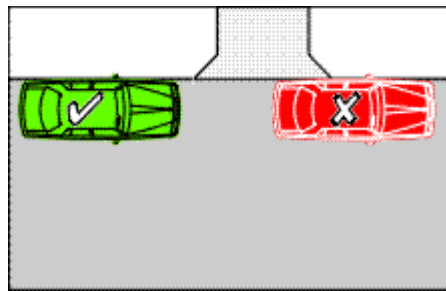
- (2) A driver must not stop on or across a driveway or other way of access for vehicles travelling to or from adjacent land unless—
- (a) the driver—
    - (i) is dropping off or picking up passengers; and
    - (ii) does not leave the vehicle unattended; and
    - (iii) completes the dropping off or picking up of the passengers, and drives on, as soon as possible and, in any case, within 2 minutes after stopping; or

- (b) the driver stops in a parking bay and the driver is permitted to stop in the parking bay under this regulation.

Maximum penalty: 20 penalty units.

**Example**

Blocking a driveway



In the example, the vehicle marked with an 'X' is stopped in contravention of s (2).

- (3) For this section, a driver leaves a vehicle *unattended* if the driver leaves the vehicle so that the driver is over 3m from the closest point of the vehicle.

## 199 Stopping near postbox

- (1) A driver must not stop on a road within 3m of a public postbox, unless the driver—
- (a) is dropping off or picking up passengers or mail; or
  - (b) stops at a place on a length of road, or in an area, to which a parking control sign applies and the driver is permitted to stop at that place under this regulation.

Maximum penalty: 20 penalty units.

- (2) In this section:

*public postbox* means a postbox erected, maintained or used by Australia Post.

## **200 Stopping on roads—heavy or long vehicle**

- (1) The driver of a heavy vehicle, or long vehicle, must not stop on a length of road that is not in a built-up area, except on the shoulder of the road.

Maximum penalty: 20 penalty units.

- (2) The driver of a heavy vehicle, or long vehicle, must not stop on a length of road in a built-up area for longer than 1 hour, unless the driver is permitted to stop on the length of road for longer than 1 hour by information on or with a traffic control device, or under subsection (2A).

Maximum penalty: 20 penalty units.

- (2A) The driver of a heavy vehicle, or long vehicle, other than a bus, is permitted to stop on a length of road in a built up area for longer than 1 hour if, throughout the period when the vehicle is stopped on the length of road, the driver is engaged in dropping off or picking up goods.

- (3) In this section:

*long vehicle* means a vehicle that, together with any load or projection, is 7.5m long, or longer.

*road* does not include a road related area, but includes any shoulder of the road.

## **201 Stopping on road with bicycle parking sign**

A driver (except the rider of a bicycle) must not stop on a length of road to which a bicycle parking sign applies, unless the driver is dropping off or picking up passengers.

Maximum penalty: 20 penalty units.

**202 Stopping on road with motorbike parking sign**

A driver (except the rider of a motorbike) must not stop on a length of road to which a motorbike parking sign applies, unless the driver is dropping off or picking up passengers.

Maximum penalty: 20 penalty units.

**203 Stopping in parking area for people with disabilities**

- (1) A driver must not stop in a parking area for people with disabilities unless—
- (a) the driver's vehicle displays a current parking permit for people with disabilities; and
  - (b) the driver complies with the conditions of use of the permit.

Maximum penalty: 20 penalty units.

- (2) In this regulation:

***parking area for people with disabilities*** means a length or area of a road—

- (a) to which a permissive parking sign displaying a people with disabilities symbol applies; or
- (b) to which a people with disabilities parking sign applies; or
- (c) indicated by a road marking (a ***people with disabilities road marking***) that consists of, or includes, a people with disabilities symbol.

**203A Stopping in slip lane**

A driver must not stop in a slip lane unless—

- (a) a parking control sign applies to the place where the driver stops;  
and
- (b) the driver is permitted to stop at that place under this regulation.

Maximum penalty: 20 penalty units.

**Division 12.7 Permissive parking signs and parking fees**

**204 Meaning of certain information on or with permissive parking sign**

- (1) This section explains the meaning of certain information on or with a permissive parking sign applying to a length of road or an area.
- (2) A whole number, fraction, or whole number and fraction, immediately to the left of the letter 'P' indicates that a driver must not park on the length of road, or in the area, continuously for longer than the period of hours, or fraction of an hour, equal to the number, fraction, or number and fraction, shown.

**Example 1—permissive parking sign showing permitted parking periods and times of operation**

Permissive parking sign applying to a length of road with a whole number to the left of P



In this example, the sign indicates that a driver must not park continuously for longer than 1 hour on Saturdays between 9 am and 12 noon.

**Example 2—permissive parking sign showing permitted parking periods and times of operation**

Permissive parking sign applying to an area with a whole number to the left of P

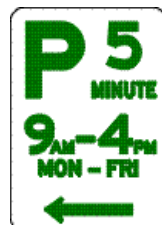


In this example, the sign indicates that a driver must not park in the area for longer than 2 hours on Mondays to Fridays between 8.30 am and 5 pm, and on Saturdays between 8.30 am and 12 noon, unless permitted by information on or with another traffic control device.

- (3) A number, together with the word ‘minute’, immediately to the right of the letter ‘P’ indicate that a driver must not park on the length of road, or in the area, continuously for longer than the number of minutes shown.

**Example 3**

Permissive parking sign with a number of minutes to the right of P



In this example, the sign indicates that a driver must not park continuously for longer than 5 minutes on Mondays to Fridays between 9 am and 4 pm.

- (4) The word ‘parking’, together with words indicating a number of hours or minutes, indicate that a driver must not park on the length of road, or in the area, continuously for longer than the number of hours or minutes shown.



## **205 Parking for longer than indicated**

- (1) A driver must not park continuously on a length of road, or in an area, to which a permissive parking sign applies for longer than the period indicated by information on or with the sign or, if section 206 (Time extension for people with disabilities) applies to the driver, the period allowed under that section.

Maximum penalty: 20 penalty units.

- (1A) If a permissive parking sign does not indicate a period and does not indicate that it applies at particular times, or at particular times on particular days, a driver may, at any time, park continuously on a length of road, or in an area, to which the sign applies, unless—
- (a) another parking control sign applies to the length of road or area; and
  - (b) the driver is prohibited from parking on the length of road, or in the area, under this regulation.
- (2) For subsection (1), a driver parks continuously on a length of road, or in an area, to which a permissive parking sign applies, from the time when the driver parks on the length of road, or in the area, until the driver, or another driver, moves the vehicle off the length of road, or out of the area, to which the permissive parking sign applies.

## **205A Parking outside time indicated**

If a permissive parking sign indicates that it applies at particular times, or at particular times on particular days, a driver may park on the length of road, or in an area, to which the sign applies at a time, or at a time on a day, when the sign does not apply, unless—

- (a) another parking control sign applies to the length of road or area; and
- (b) the driver is prohibited from parking on the length of road, or in the area, at that time, or at that time on that day, under this regulation.

**206 Time extension for people with disabilities**

- (1) This section applies to a driver if—
  - (a) the driver’s vehicle displays a current parking permit for people with disabilities; and
  - (b) the driver complies with the conditions of use of the permit.
- (2) The driver may park continuously on a length of road, or in an area, to which a permissive parking sign applies (except in a parking area for people with disabilities) for the longest of the following periods that applies to the driver’s circumstances:
  - (a) if the time limit on the sign is 30 minutes or less—2 hours;
  - (b) if the time limit on the sign is longer than 30 minutes—an unlimited period.

**207 Parking where fee payable**

- (1) This section applies to a driver who parks a vehicle on a length of road, or in an area, to which a permissive parking sign applies if information on or with the sign indicates that a fee is payable for parking by buying a ticket or putting money into a parking meter.
- (2) The driver must—
  - (a) pay the relevant parking fee (if any) for parking the vehicle on the road or in the area; and
  - (b) obey any instructions on or with the sign, meter, ticket or ticket-vending machine.

Maximum penalty: 20 penalty units.

## **Division 12.8            Parallel parking**

### **208            Parallel parking on road (except in median strip parking area)**

- (1) A driver who parks on a road (except in a median strip parking area) must position the driver's vehicle in accordance with subsections (2) to (8).

Maximum penalty: 20 penalty units.

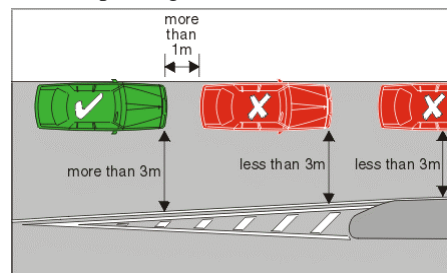
- (2) The driver must position the vehicle to face—
  - (a) in the direction of travel of vehicles in the marked lane or line of traffic on, or next to, the part of the road where the driver parks; or
  - (b) if there is no traffic on, or next to, that part of the road—in the direction in which vehicles could lawfully travel on that part of the road.
- (3) If the road is a two-way road, the driver must position the vehicle parallel, and as near as practicable, to the far left side of the road.
- (4) If the road is a one-way road, the driver must position the vehicle parallel, and as near as practicable, to the far left or far right side of the road, unless otherwise indicated by information on or with a parking control sign.
- (5) If the driver does not park in a parking bay, the driver must position the vehicle at least 1m from the closest point of any vehicle in front of it and any vehicle behind it.
- (6) If the road has a continuous dividing line or a dividing strip, the driver must position the vehicle at least 3m from the continuous dividing line or dividing strip, unless otherwise indicated by information on or with a parking control sign.

- (7) If the road does not have a continuous dividing line or a dividing strip, the driver must position the vehicle so there is at least 3m of the road alongside the vehicle that is clear for other vehicles to pass, unless otherwise indicated by information on or with a parking control sign.
- (8) The driver must position the vehicle so the vehicle does not unreasonably obstruct the path of other vehicles or pedestrians.
- (9) This section does not apply to—
- (a) a driver if the driver parks on a length of road, or in an area, to which a parking control sign or road marking applies, and information on or with the sign or road marking includes the words ‘angle parking’ or ‘angle’; or
  - (b) the rider of a motorbike if the rider parks the motorbike on a length of road, or in an area, to which a permissive parking sign applies and the sign indicates that the length of road or area is for parking motorbikes.
- (10) Subsections (3) and (4) do not apply to the rider of a motorbike if the rider positions the motorbike so at least 1 wheel is as near as practicable to the far left or far right side of the road.
- (11) If a road has 1 or more service roads, the part of the road used by the main body of moving vehicles, and each service road, is taken to be a separate road for this section.
- (12) In this section:
- continuous dividing line*** means—
- (a) a single continuous dividing line only; or
  - (b) a single continuous dividing line to the left or right of a broken dividing line; or
  - (c) 2 parallel continuous dividing lines.

***road*** does not include a road related area, but includes any shoulder of the road.

**Example**

Parallel parking—minimum distance from other vehicles and dividing strip



In this example, the vehicles marked with an 'X' are parked in contravention of this section.

**208A Parallel parking in road related area (except in median strip parking area)**

- (1) A driver who parks in a road related area (except in a median strip parking area) must position the driver's vehicle to face—
  - (a) in the direction of travel of vehicles in the marked lane or line of traffic next to the part of the road related area where the driver parks; or
  - (b) if there is no traffic next to that part of the road related area—in the direction in which vehicles could lawfully travel in the road related area; or
  - (c) if the road related area is an area that divides a road—either—
    - (i) in the direction of travel of vehicles in the marked lane or line of traffic to the left of the driver; or
    - (ii) if there is no traffic to the left of the driver—in the direction in which vehicles could lawfully travel on that part of the road.

Maximum penalty: 20 penalty units.

- (2) Subsection (1) does not apply if signs or road markings indicate that angle parking is required in the road related area.

**209 Parallel parking in median strip parking area**

- (1) This section applies to a driver who parks in a median strip parking area if a parking control sign or road marking applies to the area, and information on or with the sign or road marking indicates that the driver's vehicle must be positioned parallel to the median strip.
- (2) The driver must position the driver's vehicle—
  - (a) to face—
    - (i) in the direction of travel of vehicles in the marked lane or line of traffic to the left of the driver; or
    - (ii) if there is no traffic to the left of the driver—in the direction in which vehicles could lawfully travel on that part of the road; and
  - (b) parallel, and as near as practicable, to the centre of the median strip; and
  - (c) if the driver does not park in a parking bay—at least 1m from the closest point of any vehicle in front of it and any vehicle behind it.

Maximum penalty: 20 penalty units.

- (3) This section does not apply to the rider of a motorbike.

## **Division 12.9      Angle parking**

### **210      Angle parking**

(1) If a driver parks in a parking area on the side of a road, or in a median strip parking area—

(a) to which a parking control sign with the words ‘angle parking’ or ‘angle’ applies; or

(b) to which a road marking indicating an angle applies;

the driver must position the driver’s vehicle in accordance with subsections (2) to (4).

Maximum penalty: 20 penalty units.

(2) If the parking control sign or road marking indicates that the vehicle must be positioned at a specified angle (other than 90°), the driver must position the vehicle—

(a) so that the vehicle is at an angle as near as practicable to the specified angle; and

(b) if the vehicle is parked on the side of the road—with the rear of the vehicle nearest to the centre of the road.

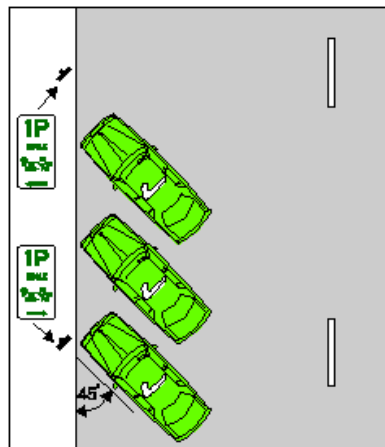
(2A) If the parking control sign or road marking does not indicate the angle at which the vehicle must be positioned, the driver must position the vehicle—

(a) so that the vehicle is at an angle as near as practicable to 45°, as shown in example 1 or 2; and

- (b) if the vehicle is parked on the side of the road—with the rear of the vehicle nearest to the centre of the road.

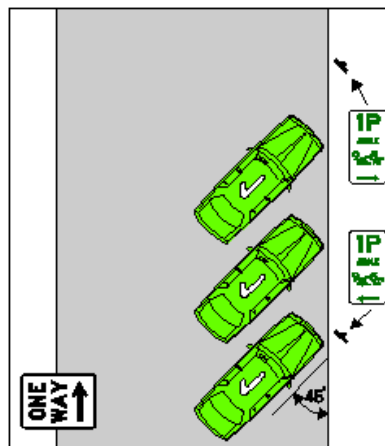
**Example 1**

Parking at 45° at the side of a two-way road



**Example 2**

Parking at 45° at the right side of a one-way road



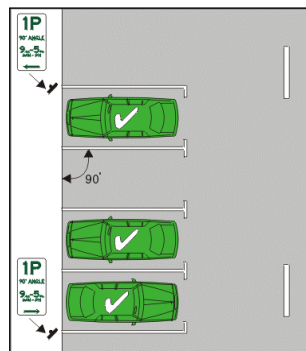
- (2B) Subsections (2) and (2A) do not apply if the road marking, or information on the parking control sign, includes the words ‘rear in’ or similar words.



- (3) If the parking control sign or road marking indicates that the vehicle must be positioned at an angle of 90°, the driver—
- (a) must position the driver's vehicle so the vehicle is at an angle as near as practicable to 90°, as shown in example 3 or 4; and
  - (b) if the vehicle is parked on the side of the road—
    - (i) if the road marking, or information on the parking control sign, includes the words 'rear in' or 'front in', or similar words—must position the vehicle so that the front of the vehicle is nearest the centre of the road, or the rear of the vehicle is nearest the centre of the road, in accordance with the road marking or sign; or
    - (ii) otherwise—may position the vehicle either way around.

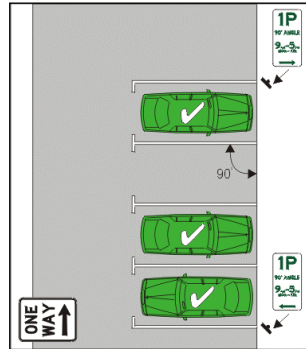
**Example 3**

Parking at 90° at the side of a two-way road



**Example 4**

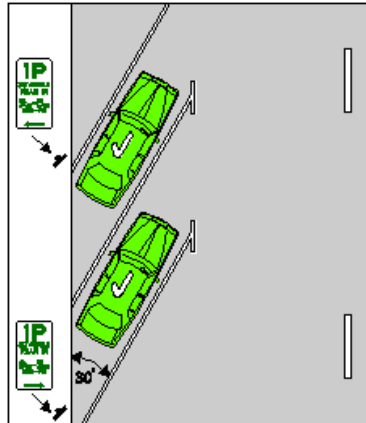
Parking at 90° at the right side of a one-way road



- (4) If the road marking, or information on the parking control sign, includes the words ‘rear in’, or similar words, the driver must position the driver’s vehicle—
- (a) so that the vehicle is at an angle as near as practicable to—
    - (i) the angle indicated by the road marking or parking control sign; or
    - (ii) if the road marking or parking control sign does not indicate an angle—45°; and
  - (b) if the vehicle is parked on the side of the road—with the front of the vehicle nearest to the centre of the road.

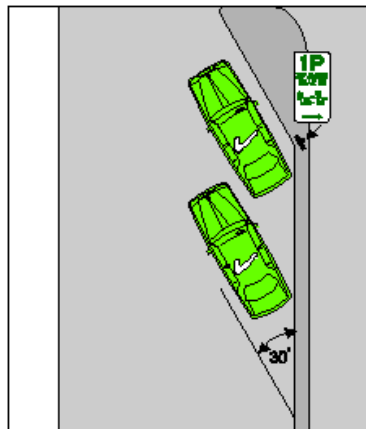
**Example 5**

Parking 'rear in' at 30° at the side of a road



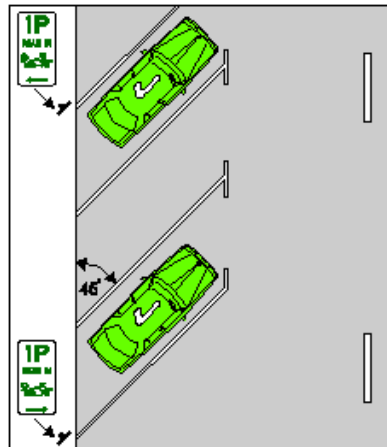
**Example 6**

Parking 'rear in' at 30° in a median strip parking area



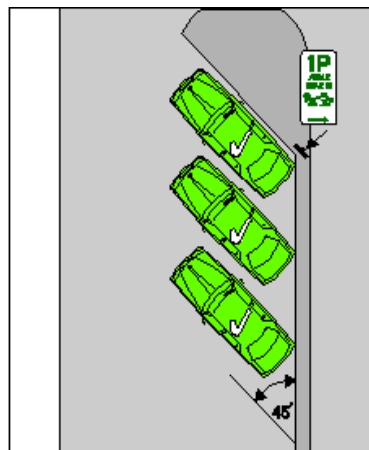
**Example 7**

Parking 'rear in' at 45° at the side of a road



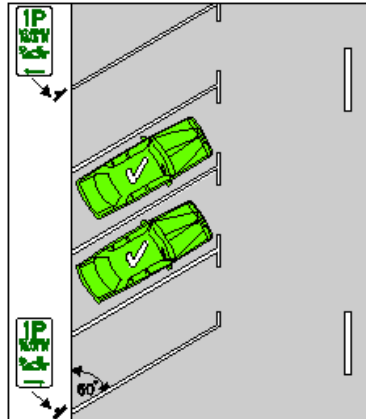
**Example 8**

Parking 'rear in' at 45° in a median strip parking area



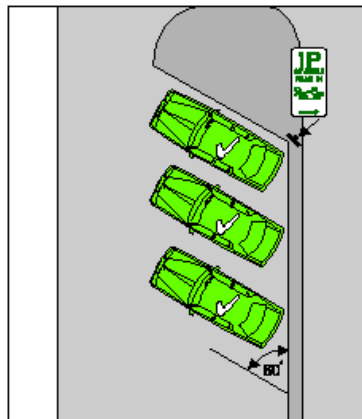
**Example 9**

Parking 'rear in' at 60° at the side of a road



**Example 10**

Parking 'rear in' at 60° in a median strip parking area



- (4A) Subsection (4) does not apply if the parking control sign or road marking indicates that the vehicle must be positioned at an angle of 90°.
- (5) This section does not apply to the rider of a motorbike.

## **Division 12.10      Other parking related sections**

### **211      Parking in parking bay**

- (1) This section applies to a driver who parks on a length of road, or in an area, that has parking bays (whether or not a park in bays only sign applies to the length of road or area).
- (2) The driver must position the driver's vehicle completely within a single parking bay, unless the vehicle is too wide or long to fit completely within the bay.

Maximum penalty: 20 penalty units.

- (3) If the vehicle is too wide or long to fit completely within a single parking bay, the driver must park the driver's vehicle within the minimum number of parking bays needed to park the vehicle.

Maximum penalty: 20 penalty units.

### **212      Entering and leaving median strip parking area**

- (1) If information on or with a traffic control device indicates that a driver must enter or leave a median strip parking area in a particular direction, the driver must enter or leave the area in that direction.

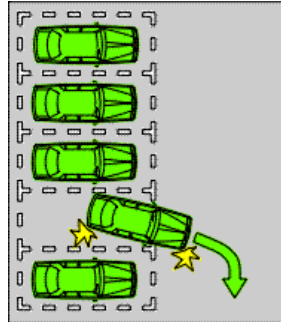
Maximum penalty: 20 penalty units.

- (2) If there is no information on or with a traffic control device that indicates that a driver must enter or leave a median strip parking area in a particular direction, the driver must enter or leave the area by driving forward.

Maximum penalty: 20 penalty units.

**Example**

Leaving median strip parking area by driving forward



**213 Making motor vehicle secure**

- (1) This section applies to the driver of a motor vehicle who stops and leaves the vehicle on a road.
- (2) Before leaving the vehicle, the driver must apply the parking brake effectively or, if weather conditions (for example, snow) would prevent the effective operation of the parking brake, effectively restrain the motor vehicle's movement in another way.

Maximum penalty: 20 penalty units.

- (3) If the driver will be over 3m from the closest part of the vehicle, the driver must switch off the engine before leaving the vehicle.

Maximum penalty: 20 penalty units.

- (4) If the driver will be over 3m from the closest part of the vehicle, and—
  - (a) there is no-one left in the vehicle; or
  - (b) there is only a child or children under 16 years old left in the vehicle;

the driver must remove the ignition key before leaving the vehicle.

Maximum penalty: 20 penalty units.

## **Division 12.11 Metered parking**

### **213A Metered parking—parking in space**

- (1) A driver commits an offence if—
  - (a) the driver parks in a metered parking area; and
  - (b) the driver's vehicle is not parked in a metered parking space.Maximum penalty: 20 penalty units.
- (2) A driver must not park the driver's vehicle in a metered parking space if another vehicle is parked in the space.  
Maximum penalty: 20 penalty units.
- (3) Subsection (2) does not apply to the rider of a motorbike if the other vehicle is also a motorbike.
- (4) A driver who parks in a metered parking space must position the driver's vehicle completely within the space.  
Maximum penalty: 20 penalty units.

### **213B Metered parking—parking in space—motorbike**

- (1) The rider of a motorbike commits an offence if—
  - (a) the rider parks the motorbike in a metered parking space; and
  - (b) there are more than 2 other motorbikes already parked in the space.Maximum penalty: 20 penalty units.
- (2) The rider of a motorbike commits an offence if—
  - (a) the rider parks the motorbike in a metered parking space; and
  - (b) another motorbike is already parked in the space; and



- (c) the rider parks the motorbike in a position that unreasonably obstructs the path of the other motorbike out of the space.

Maximum penalty: 20 penalty units.

**213C Metered parking—parking fee**

- (1) A driver must not park in a metered parking space without paying the relevant parking fee for the space.

Maximum penalty: 20 penalty units.

- (2) A driver does not commit an offence against subsection (1) if—
  - (a) the relevant parking fee for the metered parking space is paid immediately after the driver parks the driver's vehicle in the metered parking space; or
  - (b) the parking meter for the metered parking space indicates that the period for which parking in the space has been paid for has not expired; or
  - (c) the parking meter for the metered parking space—
    - (i) is not working; or
    - (ii) is covered with a parking meter hood bearing the words 'out of order time limit applies'.

**213D Metered parking—maximum length of stay**

- (1) A driver must not allow the driver's vehicle to remain parked in a metered parking space if the parking meter for the space indicates that the period for which parking in the space has been paid for has expired.

Maximum penalty: 20 penalty units.

- (2) A driver must not allow the driver's vehicle to remain parked in a metered parking space for longer than the period (if any) indicated on the metered parking signs applying to the space as the maximum period for which a vehicle may be parked in the space.

Maximum penalty: 20 penalty units.

**213E Metered parking—exceptions**

- (1) Section 213C (Metered parking—parking fee) and section 213D (Metered parking—maximum length of stay) do not apply to—
- (a) a driver for any period the driver's vehicle is parked in a metered parking space outside the controlled parking hours for the space; or
  - (b) a driver if—
    - (i) the driver's vehicle is parked in a metered parking space; and
    - (ii) the driver displays in or on the vehicle a current mobility parking scheme authority; and
    - (iii) the driver complies with the conditions (if any) of the authority; or

- (c) a driver if—
- (i) the driver's vehicle is parked in a metered parking space designated by a permit zone sign for use by the holder of a stated kind of parking permit; and
  - (ii) the driver displays in or on the vehicle a current parking permit of that kind; and
  - (iii) the driver complies with the conditions (if any) of the permit.

- (2) In this section:

*controlled parking hours*, in relation to a metered parking space, means the periods (as indicated by information on or with traffic signs applying to the space) when a vehicle may not be parked in the space unless the relevant parking fee has been paid.

### **213F Temporary closure of metered parking space**

- (1) If the road transport authority decides that the use of a metered parking space should be temporarily discontinued, the authority may close the space by—
- (a) installing a sign, at or near the space, that displays words to the effect that the space is closed; or
  - (b) covering the parking meter applying to the space with a parking meter hood bearing the words 'no parking'.
- (2) A driver must not park in a metered parking space that has been closed under subsection (1).

Maximum penalty: 20 penalty units.

- (3) In this section:

*sign* includes a board, device, plate, screen, words or anything else, whether or not installed with or on a traffic sign.

**213G Misuse of parking meter**

A person must not—

- (a) insert in a parking meter anything other than coins appropriate for the meter; or
- (b) attach anything (for example, advertising material) to a parking meter.

Maximum penalty: 20 penalty units.

**213H Interfering with parking meter etc**

A person must not—

- (a) do anything that interferes with (or is likely to interfere with) the proper working of a parking meter; or
- (b) fraudulently operate a parking meter.

Maximum penalty: 20 penalty units.

**Division 12.12 Ticket parking**

**213I Ticket parking—parking in space**

(1) A driver commits an offence if—

- (a) the driver parks in a ticket parking area; and
- (b) the driver's vehicle is not parked in a ticket parking space.

Maximum penalty: 20 penalty units.

(2) However, the driver does not commit an offence against subsection (1) if the driver parks in a metered parking space within a ticket parking area and the driver complies with division 12.11 (Metered parking) in relation to parking in the space.

- (3) A driver must not park the driver's vehicle in a ticket parking space if another vehicle is parked in the space.

Maximum penalty: 20 penalty units.

- (4) Subsection (3) does not apply to the rider of a motorbike if the other vehicle is also a motorbike.

- (5) A driver who parks in a ticket parking space must position the driver's vehicle completely within the space.

Maximum penalty: 20 penalty units.

**213J Ticket parking—parking in space—motorbike**

- (1) The rider of a motorbike commits an offence if—

- (a) the rider parks the motorbike in a ticket parking space; and
- (b) there are more than 2 other motorbikes already parked in the space.

Maximum penalty: 20 penalty units.

- (2) The rider of a motorbike commits an offence if—

- (a) the rider parks the motorbike in a ticket parking space; and
- (b) another motorbike is already parked in the space; and
- (c) the rider parks the motorbike in a position that unreasonably obstructs the path of the other motorbike out of the space.

Maximum penalty: 20 penalty units.

## 213K Ticket parking—display of ticket

- (1) A driver may park the driver's vehicle in a ticket parking area only if—
- (a) for an RTA multi-stay ticket parking area—
    - (i) a current parking ticket for the area is correctly displayed in or on the vehicle; or
    - (ii) a current part-day parking ticket for another RTA multi-stay ticket parking area is correctly displayed in or on the vehicle; or
    - (iii) a current equivalent all-day parking ticket for another RTA multi-stay ticket parking area is correctly displayed in or on the vehicle; or
  - (b) for any other ticket parking area—a current parking ticket for the area is correctly displayed in or on the vehicle.

Maximum penalty: 20 penalty units.

### Examples—par (b)—ticket parking areas

- 1 a ticket parking area set up by the road transport authority in which parking up to a maximum of 4 hours is permitted by the ticket parking signs applying to the area
  - 2 a ticket parking area set up by a parking authority
- (2) Subsection (1) (a) does not apply to a driver if, immediately after parking in the ticket parking area, the driver—
- (a) obtains a parking ticket for the ticket parking area and the ticket is correctly displayed in or on the driver's vehicle; or
  - (b) correctly displays in or on the driver's vehicle a parking ticket mentioned in subsection (1) (a) (ii) or (iii).
- (3) Subsection (1) (b) does not apply to a driver if, immediately after parking in the ticket parking area, the driver obtains a parking ticket for the ticket parking area and the ticket is correctly displayed in or on the driver's vehicle.

- (4) It is a defence to the prosecution of a driver for an offence against subsection (1) if the driver proves that—
- (a) a parking ticket was displayed in accordance with the subsection; and
  - (b) the driver took reasonable steps to ensure that the ticket remained correctly displayed while the driver's vehicle was parked in the ticket parking area.

- (5) In this section:

***all-day parking ticket***, for a ticket parking area, means a parking ticket for which the relevant parking fee for parking all-day in the area has been paid.

***correctly displayed***—a parking ticket is ***correctly displayed*** in or on a vehicle if the ticket is displayed—

- (a) in or on the front left-hand side of the vehicle or, if the ticket requires the driver to display the ticket in or on a part of the vehicle, in or on that part of the vehicle; and
- (b) in a way that its expiry date (and, for a parking ticket other than an all-day parking ticket, its expiry time) and the ticket parking area for which it is issued, are clearly visible from outside the vehicle.

***equivalent***, for a multi-stay ticket parking area, means another ticket parking area for which the relevant parking fee for an all-day parking ticket for the area is the same or higher.

***part-day parking ticket*** means a parking ticket that is not an all-day parking ticket.

***RTA multi-stay ticket parking area*** means a ticket parking area set aside under the [Road Transport \(Safety and Traffic Management\) Regulation 2017](#), section 35 (2) (a) (Ticket parking schemes—road transport authority) where all-day parking is permitted by the ticket parking signs applying to the area.

**213L Ticket parking—e-payment**

Section 213K (1) does not apply to a driver if—

- (a) the driver's vehicle is parked in a parking space in a ticket parking area; and
- (b) the driver has paid for the parking space using an approved e-payment method.

**213M Ticket parking—maximum length of stay**

- (1) A driver must not allow the driver's vehicle to remain parked in a ticket parking area after the expiry of a parking ticket displayed in or on the vehicle.

Maximum penalty: 20 penalty units.

- (2) A driver who has used an approved e-payment method to pay for a parking space must not allow the driver's vehicle to remain parked in the parking space after the e-payment parking period for which parking in the space has been paid for ends.

Maximum penalty: 20 penalty units.

- (3) A driver must not allow the driver's vehicle to remain parked in a ticket parking area for longer than the period (if any) indicated on the ticket parking signs applying to the area as the maximum period for which a vehicle may be parked in the area.

Maximum penalty: 20 penalty units.



**213N Ticket parking—exceptions to s 213K and s 213M**

- (1) Section 213K (Ticket parking—display of ticket) and section 213M (Ticket parking—maximum length of stay) do not apply to—
- (a) a driver if the driver parks the driver's vehicle in a metered parking space within a ticket parking area and the driver complies with division 12.11 (Metered parking) in relation to parking in the space; or
  - (b) a driver for any period the driver's vehicle is parked in a ticket parking space outside the controlled parking hours for the space; or
  - (c) a driver if—
    - (i) the driver's vehicle is parked in a ticket parking space; and
    - (ii) the driver displays in or on the vehicle a current mobility parking scheme authority; and
    - (iii) the driver complies with the conditions (if any) of the authority; or
  - (d) a driver if—
    - (i) the driver's vehicle is parked in a ticket parking space, or on a length of road in a ticket parking area, designated by a permit zone sign for use by the holder of a stated kind of parking permit; and
    - (ii) the driver displays in or on the vehicle a current parking permit of that kind; and
    - (iii) the driver complies with the conditions (if any) of the permit.

- (2) In this section:

*controlled parking hours*, in relation to a ticket parking space, means the periods (as indicated by information on or with traffic signs applying to the space) when a vehicle may not be parked in the space unless the relevant parking fee has been paid.

### **2130 Temporary closure of ticket parking space and area**

- (1) If the road transport authority decides that the use of a ticket parking area, or ticket parking space, should be temporarily discontinued, the authority may close the area or space by—
- (a) for the closure of a ticket parking area—installing a sign, at or near each traffic sign applying to the area, that displays words to the effect that the area is closed; or
  - (b) for the closure of a ticket parking space—installing a sign, at or near the space, that displays words to that effect.
- (2) If a parking authority decides that the use of a ticket parking area, or ticket parking space, within its area of operations should be temporarily discontinued, the authority may close the area or space by—
- (a) for the closure of a ticket parking area—installing a sign, at or near each traffic sign applying to the area, that displays words to the effect that the area is closed; or
  - (b) for the closure of a ticket parking space—installing a sign, at or near the space, that displays words to that effect.
- (3) A driver must not park in a ticket parking area or ticket parking space that has been closed under subsection (1) or (2).

Maximum penalty: 20 penalty units.

- (4) In this section:

*sign* includes a board, device, plate, screen, words or anything else, whether or not installed with or on a traffic sign.

**213P Use of false or damaged parking ticket etc**

- (1) This section applies in relation to a vehicle that is parked in a ticket parking space within a ticket parking area.
- (2) A person must not display in or on the vehicle—
  - (a) anything resembling a parking ticket that falsely suggests that the relevant parking fee for parking in the space has been paid; or
  - (b) a parking ticket that has been changed, damaged or defaced.Maximum penalty: 20 penalty units.
- (3) Subsection (2) does not apply if the parking ticket was not changed, damaged or defaced in a material particular.

**213Q Misuse of parking ticket machine**

A person must not—

- (a) insert in a parking ticket machine anything other than coins, or another means of payment, appropriate for the machine; or
- (b) attach anything (for example, advertising material) to a parking ticket machine.

Maximum penalty: 20 penalty units.

**213R Interfering with parking ticket machine etc**

A person must not—

- (a) do anything that interferes with (or is likely to interfere with) the proper working of a parking ticket machine; or
- (b) fraudulently operate a parking ticket machine.

Maximum penalty: 20 penalty units.

**213S Interfering with parking ticket**

A person commits an offence if—

- (a) the person removes, changes, damages, defaces or otherwise interferes with a parking ticket that is in or on a vehicle; and
- (b) the vehicle is parked in a ticket parking area; and
- (c) the person is not—
  - (i) the driver of the vehicle; or
  - (ii) the responsible person for the vehicle.

Maximum penalty: 20 penalty units.

**Division 12.13 Other road rules about stopping and parking**

**213T Unauthorised use of parking permit and mobility parking scheme authority**

- (1) A driver must not display a parking permit in or on the driver's vehicle if the driver is not entitled to do so under the conditions of the permit.

Maximum penalty: 20 penalty units.

- (2) A driver must not display a mobility parking scheme authority in or on the driver's vehicle if the driver is not entitled to do so under the conditions of the authority.

Maximum penalty: 20 penalty units.

**213U Interfering with parking permit and mobility parking scheme authority**

A person commits an offence if—

- (a) the person removes, changes, damages, defaces or otherwise interferes with a parking permit or mobility parking scheme authority that is in or on a vehicle; and
- (b) the person is not—
  - (i) the driver of the vehicle; or
  - (ii) the responsible person for the vehicle; or
  - (iii) the person to whom the permit or authority was issued.

Maximum penalty: 20 penalty units.

**213V Stopping in emergency etc or to comply with another law**

- (1) This section applies to each of the following (a *stopping or parking provision of this part*):
  - (a) section 183A (Stopping public bus in bus zone);
  - (b) section 195A (Stopping public bus at bus stop);
  - (c) division 12.11 (Metered parking);
  - (d) division 12.12 (Ticket parking);
  - (e) this division.

- (2) A stopping or parking provision of this part does not apply to a driver if—
- (a) the driver stops at a particular place, or in a particular way, to avoid a collision, and the driver stops for no longer than is necessary to avoid the collision; or
  - (b) the driver stops at a particular place, or in a particular way, because the driver's vehicle is disabled, and the driver stops for no longer than is necessary for the vehicle to be moved safely to a place where the driver is permitted to park the vehicle under this regulation and a stopping or parking provision of this part; or
  - (c) the driver stops at a particular place, or in a particular way, to deal with a medical or other emergency, and the driver stops for no longer than is necessary in the circumstances; or
  - (d) the driver stops at a particular place, or in a particular way, because the condition of the driver, a passenger, or the driver's vehicle makes it necessary for the driver to stop in the interests of safety, and the driver stops for no longer than is necessary in the circumstances; or
  - (e) the driver stops at a particular place, or in a particular way, to comply with a provision of this regulation or a provision of another law, and the driver stops for no longer than is necessary to comply with the provision.

## **Part 13**                      **Lights and warning devices**

### **Division 13.1**              **Lights on vehicles (except bicycles, animals and animal-drawn vehicles)**

#### **214**              **Application—div 13.1—rider of bicycle, animal and animal-drawn vehicle**

This division does not apply to the rider of a bicycle, animal or animal-drawn vehicle.

#### **215**              **Using lights when driving at night or in hazardous weather conditions**

- (1) A driver must not drive at night, or in hazardous weather conditions causing reduced visibility, unless—
  - (a) the headlights, tail lights and number plate light fitted to the driver's vehicle are operating effectively and are clearly visible; and
  - (b) if the vehicle is fitted with clearance lights or side marker lights—those lights are operating effectively and are clearly visible.

Maximum penalty: 20 penalty units.

- (2) However, this section does not apply to a driver if the driver's vehicle is stopped or parked at a place on a length of road, or in an area, to which a parking control sign applies and the driver is permitted to stop or park at that place under this regulation.
- (3) Also, a driver driving during the day in fog, or other hazardous weather conditions causing reduced visibility, may drive without the headlights of the driver's vehicle operating if the vehicle is fitted with front fog lights and those lights are operating effectively and are clearly visible.

- (4) In subsection (1), a reference to a kind of *light* fitted to a vehicle is a reference to a light of that kind required to be fitted to the vehicle under the *Road Transport (Vehicle Registration) Regulation 2000*, schedule 1 (Light vehicle standards).
- (5) In this section:  
*front fog light*—see section 217 (2).

**216 Towing vehicle at night or in hazardous weather conditions**

- (1) A driver must not tow a vehicle at night, or in hazardous weather conditions causing reduced visibility, unless—
- (a) if the towed vehicle is being towed from the front of the vehicle—
- (i) the tail lights of the vehicle are operating effectively and are clearly visible; or
- (ii) the vehicle has portable rear lights that are operating; or
- (b) if the towed vehicle is being towed from the rear of the vehicle—  
the vehicle has portable rear lights that are operating.

Maximum penalty: 20 penalty units.

- (2) However, this section does not apply to the driver of a tow truck if—
- (a) the driver is towing a disabled vehicle carrying a placard load of dangerous goods to a place that is safely off the road; and
- (b) a vehicle carrying a warning to other traffic is following immediately behind the disabled vehicle.



- (3) In this section:

**dangerous goods**—see the *Dangerous Goods (Road Transport) Act 2009*, dictionary.

**placard load**—see the *Dangerous Goods (Road Transport) Act 2009*, dictionary.

**portable rear lights** means—

- (a) for a vehicle being towed from the front of the vehicle—a pair of lights attached to the rear of the vehicle that, when operating, show a red light that is clearly visible for at least 200m from the rear of the vehicle; and
- (b) for a vehicle being towed from the rear of the vehicle—a pair of lights attached to the front of the vehicle that, when operating, show a red light that is clearly visible for at least 200m from the front of the vehicle.

**road** does not include a road related area, but includes any shoulder of the road.

## 217 Using fog lights

- (1) The driver of a vehicle fitted with front fog lights or rear fog lights must not operate the fog light unless the driver is driving in fog or other hazardous weather conditions causing reduced visibility.

Maximum penalty: 20 penalty units.

- (2) In this regulation:

**front fog light** means a light (other than a headlight) fitted to the front of a vehicle to improve illumination of the road in fog, snowfall, heavy rain or dust clouds.

**rear fog light** means a light (other than a brake light, a tail light, a number plate light or a reversing light) fitted to the rear of a vehicle to make the vehicle more easily visible from the rear in fog, snowfall, heavy rain or dust clouds.

## **218 Using headlights on high-beam**

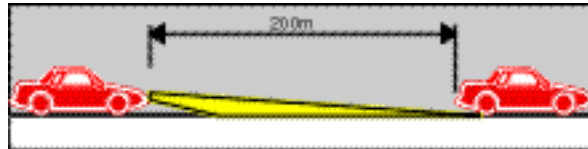
- (1) The driver of a vehicle must not use the vehicle's headlights on high-beam, or allow the vehicle's headlights to be used on high-beam, if the driver is driving—
  - (a) less than 200m behind a vehicle travelling in the same direction as the driver; or
  - (b) less than 200m from an oncoming vehicle.

Maximum penalty: 20 penalty units.

- (2) However, if the driver is overtaking a vehicle, the driver may briefly switch the headlights from low-beam to high-beam immediately before the driver begins to overtake the vehicle.

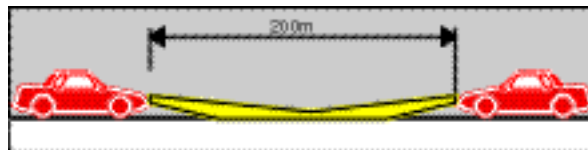
### **Example 1**

Using headlights on low-beam when travelling less than 200m behind another vehicle travelling in the same direction



### **Example 2**

Using headlights on low-beam when travelling within 200m of an oncoming vehicle



## **219 Lights not to be used to dazzle other road user**

A driver must not use, or allow to be used, any light fitted to or in the driver's vehicle to dazzle, or in a way that is likely to dazzle, another road user.

Maximum penalty: 20 penalty units.

## 220 Using lights on vehicle that is stopped

- (1) A driver must not stop on a road at night unless—
  - (a) if the driver's vehicle is 2.2m wide, or wider—the clearance and side marker lights fitted to the vehicle are operating effectively and are clearly visible; or
  - (b) in any other case—the parking lights fitted to the driver's vehicle are operating effectively and are clearly visible.

Maximum penalty: 20 penalty units.

- (2) This section does not apply to a driver if the driver stops on a length of road, or in an area, with street lighting and the driver's vehicle is visible for at least 200m in all directions from the vehicle.
- (3) In subsection (1), a reference to a kind of *light* fitted to a vehicle is a reference to a light of that kind required to be fitted to the vehicle under the *Road Transport (Vehicle Registration) Regulation 2000*, schedule 1 (Light vehicle standards).
- (4) In this section:  
*road* does not include a road related area, but includes any shoulder of the road.

## 221 Using hazard warning lights

- (1) The driver of a vehicle fitted with hazard warning lights must not use the hazard warning lights, or allow them to be used, unless—
  - (a) the vehicle is stopped and is obstructing, or is likely to obstruct, the path of other vehicles or pedestrians; or
  - (b) the vehicle is a slow-moving vehicle and is obstructing, or is likely to obstruct, the path of other vehicles or pedestrians; or
  - (c) the vehicle is stopped in an emergency stopping lane; or
  - (d) the driver stops the vehicle to sell a product (for example, ice creams) that may attract children onto the road; or

- (e) the driver is driving in hazardous weather conditions (for example, fog or smoke); or
- (f) the vehicle is a bus that—
  - (i) is not fitted with any other warning lights in accordance with the *Road Transport (Vehicle Registration) Regulation 2000*, schedule 1 (Light vehicle standards); and
  - (ii) is carrying children, and the driver stops the vehicle to drop off or pick up a child; or
- (g) the hazard warning lights are operating as part of an anti-theft device, or an alcohol interlock device, fitted to the vehicle.

Maximum penalty: 20 penalty units.

- (2) In this regulation:

***alcohol interlock device*** means a device in a vehicle that is designed to prevent the vehicle from being started or driven unless the device is supplied with a breath sample that contains either no alcohol, or less than a certain concentration of alcohol.

## **222 Using warning lights on bus carrying children**

- (1) This section applies to the driver of a bus carrying children if the bus is required to be fitted with warning lights under the *Road Transport (Vehicle Registration) Regulation 2000*, schedule 1 (Light vehicle standards), other than hazard warning lights.
- (2) The driver must not stop the bus to drop off or pick up a child unless the warning lights are activated by the driver.

Maximum penalty: 20 penalty units.

**222A Lights on motor vehicle generally**

- (1) The driver of a motor vehicle fitted with a spotlight or searchlight must not operate the light, or allow it to be operated, on a road unless—
- (a) the vehicle is stationary, the light is operated only for examining or making adjustments or repairs to a vehicle, and light from it is not projected further than 6m; or
  - (b) the light is operated for the temporary purpose of reading or looking for a notice, sign, house number or something similar; or
  - (c) the vehicle is a police vehicle; or
  - (d) the vehicle is being used by the Territory, the Commonwealth or any public authority.

Maximum penalty: 20 penalty units.

- (2) The driver of a motor vehicle fitted with an additional headlight permitted to be fitted under the *Road Transport (Vehicle Registration) Regulation 2000*, schedule 1 (Light vehicle standards) must not operate the headlight, or allow it to be operated, if—
- (a) the vehicle is being driven on a length of road in a built-up area; or
  - (b) the driver is driving less than—
    - (i) 200m behind a vehicle travelling in the same direction as the driver; or
    - (ii) 200m from an oncoming vehicle.

Maximum penalty: 20 penalty units.

**222B Use of do not overtake turning vehicle sign**

A person must not drive a motor vehicle or combination displaying a do not overtake turning vehicle sign unless the motor vehicle or combination, together with any load or projection, is at least 7.5m long.

Maximum penalty: 20 penalty units.

**Division 13.2 Lights on animal-drawn vehicles**

**223 Using lights when riding animal-drawn vehicle at night or in hazardous weather conditions**

A person must not ride an animal-drawn vehicle at night, or in hazardous weather conditions causing reduced visibility, unless the vehicle is fitted with, and displays—

- (a) a white light fitted at or towards the front of each side of the vehicle that is clearly visible for at least 200m from the front of the vehicle; and
- (b) a red light fitted at or towards the rear of each side of the vehicle that is clearly visible for at least 200m from the rear of the vehicle; and
- (c) a red reflector fitted at or towards the rear of each side of the vehicle that is—
  - (i) not over 1.5m above ground level; and
  - (ii) clearly visible for at least 50m from the rear of the vehicle when light is projected onto it by another vehicle's headlight on low-beam.

Maximum penalty: 20 penalty units.

## **Division 13.3           Horns and radar detectors**

### **224           Using horn or similar warning device**

A driver must not use, or allow to be used, a horn, or similar warning device, fitted to or in the driver's vehicle unless—

- (a) it is necessary to use the horn, or warning device, to warn other road users or animals of the approach or position of the vehicle;  
or
- (b) the horn, or warning device, is being used as part of an anti-theft device, or an alcohol interlock device, fitted to the vehicle.

Maximum penalty: 20 penalty units.

## **Division 13.4           Portable warning triangles for heavy vehicles**

### **226           Heavy vehicle to be equipped with portable warning triangles**

- (1) A person must not drive a vehicle with a GVM over 12t unless the vehicle is equipped with at least 3 portable warning triangles.

Maximum penalty: 20 penalty units.

- (2) The person must produce the portable warning triangles for inspection if the person is directed to do so by a police officer or an authorised person.

Maximum penalty: 20 penalty units.

## **227 Using portable warning triangles**

- (1) This section applies to a driver if the GVM of the driver's vehicle is over 12t.
- (2) If the driver stops on a road, or if some or all of any load being carried by the vehicle falls on to a road, at a place where the speed limit is 80km/h or more and the vehicle is not visible at any time for at least 300m in all directions from that place, the driver must use at least 3 portable warning triangles, placed in accordance with subsection (4), to warn other road users of the vehicle or load.

Maximum penalty: 20 penalty units.

- (3) If the driver stops on a road, or if some or all of any load being carried by the vehicle falls on to a road, at a place where the speed limit is less than 80km/h and the vehicle is not visible at any time for at least 200m in all directions from that place, the driver must use at least 3 portable warning triangles, placed in accordance with subsection (5), to warn other road users of the vehicle or load.

Maximum penalty: 20 penalty units.

- (4) For subsection (2), the driver must—
  - (a) place 1 triangle at least 200m, but not over 250m, behind the vehicle or fallen load; and
  - (b) if the vehicle or fallen load is on a one-way or divided road, place 1 triangle between the triangle required by paragraph (a) and the vehicle or fallen load; and
  - (c) if the vehicle or fallen load is not on a one-way or divided road, place 1 triangle at least 200m, but not over 250m, in front of the vehicle or fallen load; and
  - (d) place 1 triangle at the side of the vehicle, or fallen load, in a position that gives sufficient warning to other road users of the position of the vehicle or fallen load.



- (5) For subsection (3), the driver must—
- (a) place 1 triangle at least 50m, but not over 150m, behind the vehicle or fallen load; and
  - (b) if the vehicle or fallen load is on a one-way or divided road, place 1 triangle between the triangle required by paragraph (a) and the vehicle or fallen load; and
  - (c) if the vehicle or fallen load is not on a one-way or divided road, place 1 triangle at least 50m, but not over 150m, in front of the vehicle or fallen load; and
  - (d) place 1 triangle at the side of the vehicle, or fallen load, in a position that gives sufficient warning to other road users of the position of the vehicle or fallen load.

- (7) In this section:

***divided road*** means any length of a two-way road that has a median strip that is a structure.

***road*** does not include a road related area, but includes any shoulder of the road.

## Part 14 Rules for pedestrians

### Division 14.1 General

#### 228 No pedestrians sign

A pedestrian must not travel past a no pedestrians sign.

Maximum penalty: 20 penalty units.

#### 229 Pedestrian on road with road access sign

A pedestrian must not be on a length of road to which a road access sign applies if information on or with the sign indicates that pedestrians are not permitted beyond the sign.

Maximum penalty: 20 penalty units.

#### 230 Crossing road—general

- (1) A pedestrian crossing a road—
  - (a) must cross by the shortest safe route; and
  - (b) must not stay on the road longer than necessary to cross the road safely.

Maximum penalty: 20 penalty units.

- (2) However, if the pedestrian is crossing the road at an intersection with traffic lights and a pedestrians may cross diagonally sign, the pedestrian may cross the road diagonally at the intersection.

- (3) In this section:

*road* does not include a road related area, but includes any shoulder of the road.

## 231 Crossing road at pedestrian lights

- (1) A pedestrian approaching or at an intersection, or another place on a road, with pedestrian lights and traffic lights must comply with this section.

Maximum penalty: 20 penalty units.

- (2) If the pedestrian lights show a red pedestrian light and the pedestrian has not already started crossing the intersection or road, the pedestrian must not start to cross until the pedestrian lights change to green.
- (3) If, while the pedestrian is crossing the road, the pedestrian lights change to flashing red or red, the pedestrian must not stay on the road for longer than necessary to cross safely to the nearer (in the direction of travel of the pedestrian) of the following:
- (a) a dividing strip, safety zone, or traffic island, forming part of the area set aside or used by pedestrians to cross the road at the intersection or place (the *safety area*);
  - (b) the nearest side of the road.
- (4) If, under subsection (3), the pedestrian crosses to the safety area, the pedestrian must remain in the safety area until the pedestrian lights change to green.
- (5) However, if the pedestrian cannot operate the pedestrian lights from the safety area, the pedestrian may cross to the far side of the road when—
- (a) the traffic lights change to green or flashing yellow, or there is no red traffic light showing; and
  - (b) it is safe to do so.
- (6) In this section:

*road* does not include a road related area, but includes any shoulder of the road.

## 232 Crossing road at traffic lights

- (1) A pedestrian approaching or at an intersection, or another place on a road, with traffic lights, but without pedestrian lights, must comply with this section.

Maximum penalty: 20 penalty units.

- (2) If the traffic lights show a red or yellow traffic light and the pedestrian has not already started crossing the intersection or road, the pedestrian must not start to cross until the traffic lights change to green or flashing yellow, or there is no red traffic light showing.
- (3) If, while the pedestrian is crossing the road, the traffic lights change to yellow or red, the pedestrian must not stay on the road for longer than necessary to cross safely to the nearer (in the direction of travel of the pedestrian) of the following:
- (a) a dividing strip, safety zone, or traffic island, forming part of the area set aside or used by pedestrians to cross the road at the intersection or place (the *safety area*);
  - (b) the far side of the road.
- (3A) Despite subsection (3), in the circumstances set out in that subsection the pedestrian may instead return to the side of the road, or to the safety area, that the pedestrian has just left, but only if—
- (a) at the time the lights change, that side or safety area is closer to the pedestrian than the side or safety area (whichever is the closer) that the pedestrian was heading for at that time; and
  - (b) the pedestrian does not stay on the road for longer than is necessary to return to that side or safety area.
- (4) If, under subsection (3), the pedestrian crosses to the safety area, the pedestrian must remain in the safety area until the traffic lights change to green or flashing yellow, or there is no red traffic light showing.

- (5) In this section:

*road* does not include a road related area, but includes any shoulder of the road.

### **233 Crossing road to or from tram**

- (1) A pedestrian must not cross a road to get on a tram at a tram stop until the tram has stopped at the tram stop.

Maximum penalty: 20 penalty units.

- (2) A pedestrian crossing a road after getting off a tram—

(a) must cross to the nearest footpath by the shortest safe route or, if there is no footpath, cross the road by the shortest safe route; and

(b) must not stay on the road for longer than necessary to cross the road safely.

Maximum penalty: 20 penalty units.

- (3) This section does not apply to a pedestrian—

(a) on a safety zone; or

(b) crossing a road to or from a safety zone.

- (4) Subsection (2) does not apply to—

(a) a pedestrian in a shared zone; or

(b) an employee of a public transport operator who is in uniform and engaged in carrying out the employee's duties.

- (5) In this section:

*road* does not include a road related area, but includes any shoulder of the road.

*tram* includes a bus travelling along tram tracks.

## 234 Crossing road on or near crossing for pedestrians

- (1) A pedestrian must not cross a road, or part of a road, within 20m of a crossing on the road, except at the crossing or another crossing, unless the pedestrian is—
- (a) crossing, or helping another pedestrian to cross, an area of the road between tram tracks and the far left side of the road to get on, or after getting off, a tram or public bus; or
  - (b) crossing to or from a safety zone; or
  - (c) crossing at an intersection with traffic lights and a pedestrians may cross diagonally sign; or
  - (d) crossing in a shared zone; or
  - (e) crossing a road, or a part of a road, from which vehicles are excluded, either permanently or temporarily.

Maximum penalty: 20 penalty units.

- (2) A pedestrian must not stay on a crossing on a road for longer than necessary to cross the road safely.

Maximum penalty: 20 penalty units.

- (4) In this section:

*crossing* means a children's crossing, marked foot crossing or pedestrian crossing.

## 235 Crossing level crossing

- (1) A pedestrian must not cross a railway line, or tram tracks, at a level crossing unless—
- (a) there is a pedestrian facility at the crossing and the pedestrian uses the facility; or
  - (b) there is no pedestrian facility at, or within 20m of, the crossing.

Maximum penalty: 20 penalty units.

- (2) A pedestrian must not cross a railway line, or tram tracks, at a level crossing if—
- (a) warning lights (for example, twin red lights or rotating red lights) are flashing or warning bells are ringing; or
  - (b) a gate, boom or barrier at the crossing is closed or is opening or closing; or
  - (c) a train or tram is on or entering the crossing; or
  - (d) a train or tram approaching the crossing can be seen from the crossing or is sounding a warning, and there would be a danger of the pedestrian being struck by the train or tram if the pedestrian entered the crossing; or
  - (e) the crossing, or a road beyond the crossing, is blocked.

Maximum penalty: 20 penalty units.

**Example—s (2) (e)**

The crossing, or a road beyond the crossing, may be blocked by congested traffic, a disabled vehicle, a collision between vehicles or between a vehicle and a pedestrian, or by stock on the road.

- (2A) If any of the following events occurs after a pedestrian has started to cross a railway line, or tram tracks, at a level crossing, the pedestrian must finish crossing the line or tracks without delay:
- (a) warning lights start flashing, or warning bells start ringing;
  - (b) a gate, boom or barrier starts to close;
  - (c) a train or tram approaches the crossing.

Maximum penalty: 20 penalty units.

- (3) In this section:

***pedestrian facility*** means a footpath, bridge or other structure designed for the use of pedestrians.

**235A Crossing pedestrian level crossing that has red pedestrian light**

- (1) In this regulation:

*pedestrian level crossing* means an area where a footpath or shared path crosses a railway line or tram tracks at substantially the same level.

- (2) If a pedestrian approaches a pedestrian level crossing that has a red pedestrian light, the pedestrian must not start to cross the crossing while the light is red.

Maximum penalty: 20 penalty units.

- (3) If a red pedestrian light at a pedestrian level crossing appears after a pedestrian has started to cross the crossing, the pedestrian must finish crossing the crossing without delay.

Maximum penalty: 20 penalty units.

**236 Pedestrian not to cause traffic hazard or obstruction**

- (1) A pedestrian must not cause a traffic hazard by moving into the path of a driver.

Maximum penalty: 20 penalty units.

- (2) A pedestrian must not unreasonably obstruct the path of any driver or another pedestrian.

Maximum penalty: 20 penalty units.

- (3) For subsection (2), a pedestrian does not unreasonably obstruct the path of another pedestrian only by travelling more slowly than other pedestrians.



- (4) A pedestrian may stand on, or move onto, a road (other than a designated intersection) to—
- (a) solicit contributions, employment or business from a person in a vehicle; or
  - (b) hitchhike; or
  - (c) display an advertisement; or
  - (d) sell or offer articles for sale; or
  - (e) wash or clean, or offer to clean, the windscreen of a vehicle.
- (4A) A pedestrian commits an offence if the pedestrian—
- (a) stands on, or moves onto, a designated intersection; and
  - (b) engages in any of the following activities:
    - (i) solicits contributions, employment or business from a person in a vehicle;
    - (ii) hitchhikes;
    - (iii) displays an advertisement;
    - (iv) sells or offers articles for sale;
    - (v) washes or cleans, or offers to clean, the windscreen of a vehicle.

Maximum penalty: 10 penalty units.

- (5) A person in a vehicle may buy, or offer to buy, an article or service from a person standing on a road (other than a designated intersection).

(6) In this section:

**designated intersection** means a road and a road related area at, or within 50m of, any of the following intersections:

- (a) Northbourne Avenue with Barry Drive and Cooyong Street;
- (b) Northbourne Avenue with MacArthur Avenue and Wakefield Avenue;
- (c) Northbourne Avenue with Mouat Street and Antill Street;
- (d) Northbourne Avenue with Barton Highway and Federal Highway;
- (e) Federal Highway with Flemington Road.

**pedestrian** does not include a person in or on a personal mobility device, wheeled recreational device or wheeled toy.

**road** includes any shoulder of the road, and any median strip, painted island or traffic island, but does not include any other road related area.

## **237 Getting on or into moving vehicle**

- (1) A person must not get on, or into, a moving vehicle unless—
  - (a) the person is engaged in the door-to-door delivery or collection of goods, or in the collection of waste or garbage, and is required to get in or out of the vehicle, or on or off the vehicle, at frequent intervals; and
  - (b) the vehicle is not travelling at a speed over 5km/h.

Maximum penalty: 20 penalty units.

- (2) This section does not apply to a person who is getting on or off a bicycle or animal.

**238 Pedestrian travelling along road (except in or on wheeled recreational device, wheeled toy or personal mobility device)**

- (1) A pedestrian must not travel along a road if there is a footpath or nature strip adjacent to the road, unless it is impracticable to travel on the footpath or nature strip.

Maximum penalty: 20 penalty units.

- (2) A pedestrian travelling along a road—
- (a) must keep as far to the left or right side of the road as practicable; and
  - (ab) must, when moving forward, face approaching traffic that is moving in the direction opposite to which the pedestrian is travelling, unless it is impracticable to do so; and
  - (b) must not travel on the road alongside more than 1 other pedestrian or vehicle travelling on the road in the same direction as the pedestrian, unless the pedestrian is overtaking other pedestrians.

Maximum penalty: 20 penalty units.

- (2A) This section does not apply to a pedestrian in a shared zone.

- (3) In this section:

*pedestrian* does not include—

- (a) a person travelling in or on a wheeled recreational device or wheeled toy; or
- (b) a person travelling in or on a personal mobility device.

*Note* People travelling along roads in or on wheeled recreational devices or wheeled toys are dealt with in s 241. People travelling along roads in or on personal mobility devices are dealt with in s 244E.

*road* does not include a road related area, but includes any shoulder of the road.

### **239 Pedestrian on bicycle path or separated footpath**

- (1) A pedestrian must not be on a bicycle path, or a part of a separated footpath designated for the use of bicycles, unless the pedestrian—
- (a) is crossing the bicycle path or separated footpath by the shortest safe route; and
  - (b) does not stay on the bicycle path or separated footpath for longer than necessary to cross the bicycle path or separated footpath safely.

Maximum penalty: 20 penalty units.

- (2) However, a pedestrian may be on a bicycle path, or a part of a separated footpath designated for the use of bicycles, if—
- (a) the pedestrian is—
    - (i) in or pushing a wheelchair; or
    - (ii) on rollerblades, rollerskates or a similar wheeled recreational device; or
    - (iii) travelling in or on a personal mobility device; and
  - (b) there is no traffic control device, or information on or with a traffic control device, applying to the bicycle path or separated footpath that indicates that the pedestrian is not permitted to be on the bicycle path or the part of the separated footpath designated for the use of bicycles.
- (3) A pedestrian who is crossing a bicycle path, or a part of a separated footpath designated for the use of bicycles, must keep out of the path of any bicycle, or any pedestrian who is permitted under subsection (2) to be on the bicycle path, or the part of the separated footpath designated for the use of bicycles.

Maximum penalty: 20 penalty units.

(4) In this regulation:

***bicycle path*** means a length of path beginning at a bicycle path sign or bicycle path road marking, and ending at the nearest of the following:

- (a) an end bicycle path sign or end bicycle path road marking;
- (b) a separated footpath sign or separated footpath road marking;
- (c) a road (except a road related area);
- (d) the end of the path.

***bicycle path road marking*** means a road marking on a path, consisting of a bicycle symbol, the words 'bicycles only', or both the bicycle symbol and the word 'only'.

***separated footpath*** means a length of footpath beginning at a separated footpath sign or separated footpath road marking, and ending at the nearest of the following:

- (a) an end separated footpath sign or end separated footpath road marking;
- (b) a bicycle path sign or bicycle path road marking;
- (c) a no bicycles sign or no bicycles road marking;
- (d) a road (except a road related area);
- (e) the end of the footpath.

***separated footpath road marking*** means a road marking on a footpath consisting of a pedestrian symbol and a bicycle symbol side by side, with or without the word 'only'.

(5) In this section:

*end bicycle path road marking* means a bicycle path road marking with the word ‘end’.

*end separated footpath road marking* means a separated footpath road marking with the word ‘end’.

## **Division 14.2 Additional rules for people travelling in or on wheeled recreational devices and wheeled toys**

### **240A No wheeled recreational devices or toys sign**

A person on a road who is travelling in or on a wheeled recreational device or wheeled toy must not travel past a no wheeled recreational devices or toys sign.

Maximum penalty: 20 penalty units.

### **240 Wheeled recreational device or toy not to be used on certain roads**

(1) A person must not travel in or on a wheeled recreational device or wheeled toy on—

- (a) a road with a dividing line or median strip; or
- (b) a road on which the speed limit is greater than 50km/h; or
- (c) a one-way road with more than 1 marked lane.

Maximum penalty: 20 penalty units.

(2) A person must not travel in or on a wheeled recreational device on a road at night.

Maximum penalty: 20 penalty units.

- (3A) Subsections (1) and (2) do not apply to a person who is crossing a road in or on a wheeled recreational device or wheeled toy, if the person—
- (a) crosses the road by the shortest safe route; and
  - (b) does not stay on the road longer than necessary to cross the road safely.
- (4) In subsections (1) and (2), *road* does not include road related area, but includes any shoulder of the road.

**241 Travelling in or on wheeled recreational device or toy on road**

- (1) A person travelling in or on a wheeled recreational device or wheeled toy on a road—
- (a) must keep as far to the left side of the road as is practicable; and
  - (b) must not travel alongside more than 1 other pedestrian or vehicle travelling on the road in the same direction as the person, unless the person is overtaking other pedestrians.

Maximum penalty: 20 penalty units.

- (2) In this section:
- road* does not include a road related area but, in subsection (1) (b), includes any shoulder of the road.

**241A Use of wheeled recreational device and wheeled toy on road**

- (1) A person must not travel in or on a wheeled recreational device or wheeled toy on a road while it is attached to another vehicle.

Maximum penalty: 20 penalty units.

- (2) A person travelling in or on a wheeled recreational device or wheeled toy on a road must not permit it to be drawn by another vehicle.

Maximum penalty: 20 penalty units.

- (3) A person must not travel in or on a wheeled recreational device or wheeled toy on a road if anyone travelling in or on it is completely or partly assisted in propelling it by means other than human power or gravity.

Maximum penalty: 20 penalty units.

**242 Travelling in or on wheeled recreational device or toy on footpath or shared path**

- (1) A person travelling in or on a wheeled recreational device or wheeled toy on a footpath or shared path must—

(a) keep to the left of the footpath or shared path unless it is impracticable to do so; and

(b) give way to any pedestrian (except a person travelling in or on a wheeled recreational device or wheeled toy) who is on the footpath or shared path.

Maximum penalty: 20 penalty units.



(2) In this regulation:

***shared path*** means an area open to the public (except a separated footpath) that is designated for, or has as 1 of its main uses, use by both the riders of bicycles and pedestrians, and includes a length of path for use by both bicycles and pedestrians beginning at a shared path sign or shared path road marking and ending at the nearest of the following:

- (a) an end shared path sign or end shared path road marking;
- (b) a no bicycles sign or no bicycles road marking;
- (c) a bicycle path sign or bicycle path road marking;
- (d) a road (except a road related area);
- (e) the end of the path.

(3) In this section:

***end shared path road marking*** means a shared path road marking with the word 'end'.

***shared path road marking*** means a road marking consisting of a pedestrian symbol above a bicycle symbol.

**243 Travelling on rollerblades etc on bicycle path or separated footpath**

- (1) A person travelling on rollerblades, rollerskates, or a similar wheeled recreational device, must not be on a part of a separated footpath designated for the use of pedestrians unless the person—
- (a) is crossing the separated footpath by the shortest safe route; and
  - (b) does not stay on the separated footpath for longer than necessary to cross the separated footpath safely.

Maximum penalty: 20 penalty units.

- (2) A person travelling on rollerblades, rollerskates, or a similar wheeled recreational device, on a bicycle path, or a part of a separated footpath designated for the use of bicycles, must keep out of the path of any bicycle.

Maximum penalty: 20 penalty units.

**244 Wheeled recreational device or wheeled toy being towed etc**

- (1) A person must not travel in or on a wheeled recreational device or wheeled toy that is being towed by a vehicle.

Maximum penalty: 20 penalty units.

- (2) A person travelling in or on a wheeled recreational device or wheeled toy must not hold onto a vehicle while the vehicle is moving.

Maximum penalty: 20 penalty units.

- (3) A person travelling in or on a wheeled recreational device or wheeled toy must not travel within 2m of the rear of a moving motor vehicle continuously for more than 200m

Maximum penalty: 20 penalty units.

## **244A Meaning of *scooter* and *motorised scooter***

(1) In this regulation:

*motorised scooter* means a scooter that is propelled by 1 or more electric motors and complies with the requirements in paragraph (e) of the definition of *scooter*.

*scooter* means a device that—

- (a) has 2 or more wheels and a footboard supported by the wheels;  
and
- (b) is steered by handlebars; and
- (c) is designed to be used by a single person; and
- (d) is propelled by any 1 or more of the following:
  - (i) gravity;
  - (ii) the user pushing 1 foot against the ground;
  - (iii) an electric motor or motors; and
- (e) if it is fitted with an electric motor or motors, complies with the following requirements:
  - (i) its maker certifies (either by means of a plate attached to the motor or each motor, or by means of engraving on the motor or each motor) the ungoverned power output of the motor, or each motor;
  - (ii) the maximum power output of the motor, or the combined maximum power output of the motors, is not more than 200W;
  - (iii) when propelled only by the motor or motors, the scooter is not capable of going faster than 10km/h on level ground.

(2) A reference in subsection (1), to a motor includes both a motor that is part of the relevant device and a motor that is attached to the device.

- (3) In this regulation, a reference to a scooter includes a motorised scooter unless the contrary intention appears.

**244C Motorised scooter not to be used**

A person must not use a motorised scooter on a road or road related area.

Maximum penalty: 20 penalty units.

**Division 14.3 Additional rules for people travelling in or on personal mobility devices**

**244D Personal mobility device not to be used on road if footpath etc available**

- (1) A person must not travel in or on a personal mobility device on a length of road.

Maximum penalty: 20 penalty units.

- (2) Subsection (1) does not apply if—
- (a) there is no footpath, nature strip or shared path adjacent to the road (an *adjacent area*); or
  - (b) it is impracticable to travel on an adjacent area.
- (3) Subsection (1) does not apply to a person who is crossing a road in or on a personal mobility device if the person—
- (a) crosses the road by the shortest safe route; and
  - (b) does not stay on the road longer than necessary to cross the road safely.
- (4) In subsections (1) and (2), *road* does not include road related area, but includes any shoulder of the road.

**244E Travelling in or on personal mobility device on road**

- (1) A person travelling in or on a personal mobility device on a road—
- (a) must keep as far to the left side of the road as is practicable; and
  - (b) must not, when moving forward, face approaching traffic that is moving in the direction opposite to which the person is travelling; and
  - (c) must not travel alongside more than 1 other pedestrian or vehicle travelling on the road in the same direction as the person, unless the person is overtaking other pedestrians.

Maximum penalty: 20 penalty units.

- (2) This section does not apply to a person in a shared zone.
- (3) In this section:

*road* does not include a road related area but, in subsection (1) (c), includes any shoulder of the road.

**244F Travelling in or on personal mobility device on footpath or shared path**

A person travelling in or on a personal mobility device on a footpath or shared path must—

- (a) keep to the left of the footpath or shared path unless it is impracticable to do so; and
- (b) give way to any pedestrian (except a person travelling in or on a personal mobility device) who is on the footpath or shared path.

Maximum penalty: 20 penalty units.

**244G Travelling in or on personal mobility device across road on crossing**

- (1) A person travelling in or on a personal mobility device commits an offence if, when approaching a crossing, the person—
- (a) travels faster than 10km/h; or
  - (b) fails to look for approaching traffic and prepare to stop.

Maximum penalty: 20 penalty units.

- (2) A person travelling in or on a personal mobility device commits an offence if, when riding on a crossing, the person—
- (a) travels faster than 10km/h; or
  - (b) fails to give way to another pedestrian on the crossing; or
  - (c) fails to keep to the left of an oncoming bicycle or pedestrian.

Maximum penalty: 20 penalty units.

- (3) In this section:

***crossing*** means any of the following:

- (a) a children's crossing;
- (b) a marked foot crossing;
- (c) a pedestrian crossing.

**244H Person travelling in or on personal mobility device must wear bicycle helmet**

A person travelling in or on a personal mobility device must wear an approved bicycle helmet securely fitted and fastened on the person's head.

Maximum penalty: 20 penalty units.

**244I Warning device on personal mobility device**

A person must not travel in or on a personal mobility device if the personal mobility device is not fitted with a bell, horn or similar warning device that is in working order.

Maximum penalty: 20 penalty units.

**244J Personal mobility device use at night or hazardous weather conditions**

- (1) A person commits an offence if—
- (a) the person travels in or on a personal mobility device—
    - (i) at night; or
    - (ii) in hazardous weather conditions causing reduced visibility.
  - (b) fails to comply with a requirement under subsection (2).

Maximum penalty: 20 penalty units.

- (2) The person must display, on themselves or the personal mobility device—
- (a) a flashing or steady white light that is clearly visible for at least 200m from the front of the personal mobility device; and
  - (b) a flashing or steady red light that is clearly visible for at least 200m from the rear of the personal mobility device; and
  - (c) a red reflector that is clearly visible for at least 50m from the rear of the personal mobility device when light is projected onto it by a vehicle's headlight on low-beam.

## Part 15 Additional rules for bicycle riders

### 245 Riding bicycle

The rider of a bicycle must—

- (a) be astride the rider's seat facing forwards (except if the bicycle is not built to be ridden astride); and
- (b) ride with at least 1 hand on the handlebars; and
- (c) if the bicycle is equipped with a seat—not ride the bicycle seated in any other position on the bicycle.

Maximum penalty: 20 penalty units.

### 246 Carrying people on bicycle

- (1) The rider of a bicycle must not carry more people on the bicycle than the bicycle is designed to carry.

Maximum penalty: 20 penalty units.

#### Example

A single-seat bicycle with a child's seat attached is designed to carry 2 people, 1 on the bicycle seat and 1 on the attached child's seat.

- (2) A passenger on a bicycle that is moving, or is stationary but not parked, must sit in the seat designed for the passenger.

Maximum penalty: 20 penalty units.

- (3) The rider of a bicycle must not ride with a passenger unless the passenger complies with subsection (2).

Maximum penalty: 20 penalty units.



**247 Riding in bicycle lane on road**

- (1) The rider of a bicycle riding on a length of road with a bicycle lane designed for bicycles travelling in the same direction as the rider must ride in the bicycle lane unless it is impracticable to do so.

Maximum penalty: 20 penalty units.

- (2) In this section:

*road* does not include a road related area.

**247A Entering bicycle storage area**

The rider of a bicycle approaching a bicycle storage area at an intersection that has traffic lights or traffic arrows showing a red traffic light or red arrow must not enter the bicycle storage area other than from a bicycle lane, unless the rider is not required to ride in the bicycle lane under this regulation.

Maximum penalty: 20 penalty units.

**247B Giving way while entering or in bicycle storage area**

- (1) The rider of a bicycle must, when entering a bicycle storage area, give way to—
- (a) any vehicle that is in the area; and
  - (b) if the area is before any green or yellow traffic lights, any motor vehicle that is entering or about to enter the area, unless the motor vehicle is turning in a direction that is subject to a red traffic arrow; and
  - (c) if the area forms part of a lane to which traffic arrows apply, any motor vehicle that is entering or about to enter the area at a time when those arrows are green or yellow.

Maximum penalty: 20 penalty units.

- (2) The rider of a bicycle that is in a bicycle storage area that extends across more than 1 lane of a multi-lane road must, if the area is before any green or yellow traffic lights, give way to a motor vehicle that is in any lane other than the lane that the bicycle is directly in front of, unless the motor vehicle is turning in a direction that is subject to a red traffic arrow.

Maximum penalty: 20 penalty units.

#### **248A Riding across road on crossing**

- (1) A bicycle rider commits an offence if, when approaching a crossing, the rider—
- (a) travels faster than 10km/h; or
  - (b) fails to look for approaching traffic and prepare to stop.

Maximum penalty: 20 penalty units.

- (2) A bicycle rider commits an offence if the rider starts to cross a marked foot crossing—
- (a) if the crossing has bicycle crossing lights—when the bicycle crossing lights are not showing a green bicycle crossing light; or
  - (b) if the crossing does not have bicycle crossing lights—when the pedestrian lights at the crossing are not showing a green pedestrian light.

Maximum penalty: 20 penalty units.

- (3) A bicycle rider commits an offence if, when riding on a crossing, the rider—
- (a) travels faster than 10km/h; or
  - (b) fails to give way to a pedestrian on the crossing; or
  - (c) fails to keep to the left of an oncoming bicycle or pedestrian.

Maximum penalty: 20 penalty units.

(4) In this section:

***crossing*** means any of the following:

- (a) a children's crossing;
- (b) a marked foot crossing;
- (c) a pedestrian crossing.

**249 Riding on separated footpath**

The rider of a bicycle must not ride on a part of a separated footpath designated for the use of pedestrians.

Maximum penalty: 20 penalty units.

**250 Riding on footpath or shared path**

(1) The rider of a bicycle riding on a footpath or shared path must—

- (a) keep to the left of the footpath or shared path unless it is impracticable to do so; and
- (b) give way to any pedestrian on the footpath or shared path.

Maximum penalty: 20 penalty units.

(2) In this section:

***footpath*** does not include a separated footpath.

**251 Riding to left of oncoming bicycle rider on path**

The rider of a bicycle riding on a bicycle path, footpath, separated footpath or shared path must keep to the left of any oncoming bicycle rider on the path.

Maximum penalty: 20 penalty units.

**252 No bicycles sign and marking**

- (1) The rider of a bicycle must not ride on a length of road or footpath to which a no bicycles sign, or a no bicycles road marking, applies.

Maximum penalty: 20 penalty units.

- (2) A no bicycles sign, or a no bicycles road marking, applies to a length of road or footpath beginning at the sign or marking and ending at the nearest of the following:

- (a) a bicycle path sign or bicycle path road marking;
- (b) a bicycle lane sign;
- (c) a separated footpath sign or separated footpath road marking;
- (d) a shared path sign;
- (e) an end no bicycles sign;
- (f) the next intersection.

**253 Bicycle rider not to cause traffic hazard**

The rider of a bicycle must not cause a traffic hazard by moving into the path of a driver or pedestrian.

Maximum penalty: 20 penalty units.

**254 Bicycle being towed etc**

- (1) A person must not ride on a bicycle that is being towed by another vehicle.

Maximum penalty: 20 penalty units.

- (2) The rider of a bicycle must not hold onto another vehicle while the vehicle is moving.

Maximum penalty: 20 penalty units.

**255 Riding too close to rear of motor vehicle**

The rider of a bicycle must not ride within 2m of the rear of a moving motor vehicle continuously for more than 200m.

Maximum penalty: 20 penalty units.

**256 Bicycle helmet**

- (1) The rider of a bicycle must wear an approved bicycle helmet securely fitted and fastened on the rider's head.

Maximum penalty: 20 penalty units.

- (2) A passenger on a bicycle that is moving, or is stationary but not parked, must wear an approved bicycle helmet securely fitted and fastened on the passenger's head, unless the passenger is a paying passenger on a three-wheeled or four-wheeled bicycle.

Maximum penalty: 20 penalty units.

- (3) The rider of a bicycle must not ride with a passenger on the bicycle unless the passenger complies with subsection (2).

Maximum penalty: 20 penalty units.

**257 Riding with person on bicycle trailer**

- (1) The rider of a bicycle must not tow a bicycle trailer with a person in or on the bicycle trailer, unless—

- (a) the rider is 16 years old, or older; and
- (b) the person in or on the bicycle trailer is under 10 years old; and
- (c) the bicycle trailer can safely carry the person; and
- (d) the person in or on the bicycle trailer is wearing an approved bicycle helmet securely fitted and fastened on the person's head.

Maximum penalty: 20 penalty units.

- (2) In this regulation:

***bicycle trailer*** means a vehicle that is built to be towed, or is towed, by a bicycle.

**258 Equipment on bicycle**

A person must not ride a bicycle that does not have—

- (a) at least 1 effective brake; and
- (b) a bell, horn, or similar warning device, in working order.

Maximum penalty: 20 penalty units.

**259 Riding at night**

The rider of a bicycle must not ride at night, or in hazardous weather conditions causing reduced visibility, unless the bicycle, or the rider, displays—

- (a) a flashing or steady white light that is clearly visible for at least 200m from the front of the bicycle; and
- (b) a flashing or steady red light that is clearly visible for at least 200m from the rear of the bicycle; and
- (c) a red reflector that is clearly visible for at least 50m from the rear of the bicycle when light is projected onto it by a vehicle's headlight on low-beam.

Maximum penalty: 20 penalty units.

**260 Stopping for red bicycle crossing light**

- (1) The rider of a bicycle approaching or at an intersection, or another place on a road or road related area, with bicycle crossing lights must comply with this section.

Maximum penalty: 20 penalty units.

- (2) If the bicycle crossing lights show a red bicycle crossing light and the rider has not already started crossing the intersection or place, the rider must not start to cross until—
  - (a) the bicycle crossing lights change to green; or
  - (b) there is no red or yellow bicycle crossing light showing.
- (3) In this section:  
*road* includes any shoulder of the road.

#### **261 Stopping for yellow bicycle crossing light**

- (1) The rider of a bicycle approaching or at an intersection, or another place on a road or road related area, with bicycle crossing lights must comply with this section.  
Maximum penalty: 20 penalty units.
- (2) If the bicycle crossing lights show a yellow bicycle crossing light and the rider has not already started crossing the intersection or place, the rider must not start to cross until—
  - (a) the bicycle crossing lights change to green; or
  - (b) there is no red or yellow bicycle crossing light showing.
- (3) In this section:  
*road* includes any shoulder of the road.

#### **262 Proceeding when bicycle crossing at an intersection or another place on a road**

- (1) The rider of a bicycle who is crossing at an intersection, or another place on a road, with pedestrian crossing lights or bicycle crossing lights (*crossing lights*) and traffic lights must comply with this section.  
Maximum penalty: 20 penalty units.

- (2) If the crossing lights change from green to yellow, flashing yellow, red or flashing red while the rider is crossing the road, the rider must not stay on the road for longer than necessary to cross safely to the nearer (in the direction of travel of the rider) of the following:
- (a) a dividing strip, safety zone, or traffic island, forming part of the area set aside or used by riders of bicycles to cross the road at the intersection or place (the *safety area*);
  - (b) the far side of the road.
- (2A) Despite subsection (2), in the circumstances set out in that subsection the rider may instead return to the side of the road, or to the safety area, that the rider has just left, but only if—
- (a) at the time the lights change, that side or safety area is closer to the rider than the side or safety area (whichever is the closer) that the rider was heading for at that time; and
  - (b) the rider does not stay on the road for longer than is necessary to return to that side or safety area.
- (3) If, under subsection (2), the rider crosses to the safety area, the rider must remain in the safety area until the crossing lights change to green.
- (4) However, if the rider cannot operate the crossing lights from the safety area, the rider may cross to the far side of the road when—
- (a) the traffic lights change to green or flashing yellow, or there is no red traffic light showing; and
  - (b) it is safe to do so.
- (4A) If the bicycle crossing lights show a green bicycle crossing light, the rider may cross at the intersection, or another place on the road, even though the traffic lights show a red or yellow traffic light.
- (5) In this section:



*road* does not include a road related area, but includes any shoulder of the road.

## Part 16 Rules for people travelling in or on vehicles

### 263 Application—pt 16—people in or on tram

This part, except section 269 (1) (Opening door and getting out of vehicle etc), does not apply to a person in or on a tram.

### 264 Wearing seatbelt—driver

- (1) The driver of a motor vehicle that is moving, or is stationary but not parked, must comply with this section if the driver's seating position is fitted with an approved seatbelt.

Maximum penalty: 20 penalty units.

- (2) The driver must wear the seatbelt properly adjusted and fastened unless the driver is—
  - (a) reversing the vehicle; or
  - (b) exempt from wearing a seatbelt under section 267 (Exemptions—wearing seatbelt).

### 265 Wearing seatbelt—passenger 16 years old or older

- (1) A passenger in or on a motor vehicle that is moving, or that is stationary but not parked, must comply with subsection (2) if the passenger—
  - (a) is 16 years old or older; and
  - (b) is not exempt from wearing a seatbelt under section 267 (Exemptions—wearing seatbelt).

Maximum penalty: 20 penalty units.

- (2) The passenger—
- (a) must occupy a seating position that is fitted with an approved seatbelt; and
  - (b) must not occupy the same seating position as another passenger (whether or not the other passenger is exempt from wearing a seat belt under section 267); and
  - (c) must wear the seatbelt properly adjusted and fastened.
- (3) The driver of a motor vehicle (except a bus, taxi or hire car) that is moving, or that is stationary but not parked, must ensure that each passenger in or on the vehicle who is 16 years old or older complies with subsection (2), unless the passenger is exempt from wearing a seatbelt under section 267.

Maximum penalty: 20 penalty units.

- (4) Subsection (2) (b) does not apply to a passenger in a bus, minibus, taxi, hire car or tow truck who has a child who is less than 1 year old seated in the passenger's lap if—
- (a) no suitable approved child restraint is fitted and available for use; and
  - (b) if the bus, minibus, taxi, hire car or tow truck has 2 or more rows of seats—the passenger is not in the front row of seats.
- (5) Subsection (3) does not apply to the driver of a corrections vehicle, youth detention vehicle or sheriff's vehicle if either—
- (a) the vehicle has 2 or more rows of seats and the passenger is not in the front row of seats or there is not a seating position available for the passenger in another row of seats; or
  - (b) the vehicle has a caged, or other secured, area designed for the carriage of passengers and the passenger occupies a seating position in that area.

**266 Wearing seatbelt—passenger under 16 years old**

- (1) The driver of a motor vehicle (except a bus or motorbike) that is moving, or is stationary but not parked, must ensure that this section is complied with for each passenger in or on the vehicle who is under 16 years old.

Maximum penalty: 20 penalty units.

- (2) If the passenger is less than 6 months old, the passenger must be restrained in a suitable and properly fastened and adjusted rearward facing approved child restraint.
- (2A) If the passenger is 6 months old or older, but is less than 4 years old, the passenger must be restrained in a suitable and properly fastened and adjusted—
- (a) rearward facing approved child restraint; or
  - (b) forward facing approved child restraint that has an inbuilt harness.
- (2B) If the passenger is 4 years old or older, but is less than 7 years old, the passenger must—
- (a) be restrained in a suitable and properly fastened and adjusted forward facing approved child restraint that has an inbuilt harness; or
  - (b) be placed on a properly positioned approved booster seat and be restrained by either a suitable lap and sash type approved seatbelt that is properly adjusted and fastened, or by a suitable approved child safety harness that is properly adjusted and fastened; or
  - (c) if the passenger is seated in a seating position in a part of the vehicle that is designed primarily for the carriage of goods—
    - (i) be restrained by a suitable lap and sash type seatbelt that is properly adjusted and fastened; or

- (ii) have the midsection of the passenger's body restrained by a suitable lap type seatbelt that is properly adjusted and fastened, and have the passenger's upper body restrained by an approved child safety harness that is properly adjusted and fastened.
- (2C) The driver does not have to ensure subsection (2), (2A) or (2B) is complied with for a passenger if—
  - (a) the driver is carrying a medical certificate that states a medical practitioner believes the passenger should not be restrained in any of the ways described in those subsections because of a medical condition or disability that the passenger has; and
  - (b) the passenger is properly restrained in a child restraint that has been designed for, and is suitable for use by, the passenger or a person with the same medical condition or disability as the passenger; and
  - (c) the driver is complying with any conditions stated in the medical certificate.
- (2D) However, the driver is exempt under subsection (2C) only if the driver immediately produces the medical certificate when an authorised person or police officer asks to see the certificate.
- (3) A passenger who is under 4 years old must not be in the front row of a motor vehicle that has 2 or more rows of seats.
- (3A) A passenger who is 4 years old or older, but is less than 7 years old, must not be in the front row of a motor vehicle that has 2 or more rows of seats unless in the row or rows behind the front row—
  - (a) all of the other seats are occupied by passengers who are also less than 7 years old; or

- (b) there is no empty seating position in which the passenger can sit in accordance with this section.

**Example**

This subsection would permit a 6 year old to sit in the front row of a vehicle that has 2 rows of seats if 2 occupied approved child restraints in the back row encroached on an empty seating position between them in a way that made it impossible for another approved child restraint or booster seat to be placed in that position.

- (3B) The driver does not have to comply with subsection (3) or (3A) if—
  - (a) the driver is carrying a medical certificate that states a medical practitioner believes the passenger should be in the front row of the vehicle because of a medical condition or disability that the passenger has; and
  - (b) the driver is complying with any conditions stated in the medical certificate.
- (3C) However, the driver is exempt under subsection (3B) only if the driver immediately produces the medical certificate when an authorised person or police officer asks to see the certificate.
- (4) If the passenger is 7 years old or older but under 16 years old—
  - (a) the passenger must be restrained in a suitable approved child restraint that is properly adjusted and fastened; or
  - (b) the passenger—
    - (i) must occupy a seating position that is fitted with a suitable approved seatbelt; and
    - (ii) must not occupy the same seating position as another passenger (whether or not the other passenger is exempt from wearing a seatbelt under section 267); and
    - (iii) must wear the seatbelt properly adjusted and fastened.
- (4A) Subsections (2) to (2B) and (4) do not apply if the passenger is exempt from wearing a seatbelt under section 267.

- (4B) If a passenger cannot safely be restrained as required by subsection (2) because of their height or weight, the passenger must be restrained as if subsection (2A) applied to them.
- (4C) If a passenger cannot safely be restrained as required by subsection (2A) or (4B) because of their height or weight, the passenger must be restrained as if subsection (2B) applied to them.
- (4D) If a passenger cannot safely be restrained as required by subsection (2B) or (4C) because of their height or weight, the passenger must be restrained as if subsection (4) applied to them.
- (4E) In the case of a passenger sitting in a seating position that is fitted with a lap and sash type seatbelt, it is sufficient compliance with subsection (2B) (b) or (4) (b) (iii) if, instead of using the sash part of the seatbelt, an approved child safety harness that is properly adjusted and fastened is used to restrain the upper body of the passenger.
- (5) The driver of a public minibus, taxi or hire car is exempt from subsections (2) to (2B) in relation to a passenger if—
- (a) there is no suitable approved child restraint available in the minibus, taxi or hire car for the passenger; and
  - (b) if the minibus, taxi or hire car has 2 or more rows of seats—the passenger is not in the front row of seats.
- (5A) If the exemption set out in subsection (5) applies to a driver in relation to a passenger who is 1 year old or older, but less than 7 years old, and who is not exempt from wearing a seatbelt under section 267, the passenger must wear an approved seatbelt that is properly adjusted and fastened to the best extent that is possible given the height and weight of the passenger.

- (5B) The driver of a public minibus, taxi, hire car or tow truck is exempt from subsections (2) and (2A) in relation to a passenger who is under 1 year old if no suitable approved child restraint is fitted and available for use and the public minibus, taxi, hire car or tow truck has 2 or more rows of seats and the passenger is not in the front row of seats and—
- (a) the passenger under 1 year old is seated in the lap of a passenger who is 16 years old or older; and
  - (b) in the case of a tow truck, the passenger under 1 year old is being transported from a location where the vehicle that the passenger was travelling in is being towed by the tow truck where it is necessary to tow the vehicle because the vehicle has broken down or has been involved in a crash.
- (5C) This section does not apply to the driver of a corrections vehicle, youth detention vehicle or sheriff's vehicle.
- (6) For this section—
- (a) an approved child restraint is available in the motor vehicle for a passenger if an approved child restraint is fitted in the vehicle and is not occupied by someone else under 16 years old; and
  - (b) an approved child restraint or approved seatbelt is suitable for a passenger if it is suitable for restraining, or to be worn by the passenger.
- (6A) For this section, a child restraint that is properly fastened and adjusted—
- (a) is forward facing if, once it restrains a passenger, their head is closer to the rear of the vehicle than their feet; or
  - (b) is rearward facing if, once it restrains a passenger, their feet are closer to the rear of the vehicle than their head.



(7) In this section:

*approved booster seat* means a booster seat approved by the road transport authority under the *Road Transport (Safety and Traffic Management) Regulation 2017*, section 73 (1) (b) (Approval etc by road transport authority).

*approved child safety harness* means a child safety harness approved by the road transport authority under the *Road Transport (Safety and Traffic Management) Regulation 2017*, section 73 (1) (d).

## **267 Exemptions—wearing seatbelt**

- (1A) A person in or on a motor vehicle is exempt from wearing a seatbelt if—
- (a) the seating position that the person occupies is not fitted with a seatbelt; and
  - (b) there is no requirement for that seating position to be fitted with a seatbelt; and
  - (c) all passengers in the vehicle who are exempt from wearing a seatbelt are complying with subsection (8).
- (1B) Subsection (1A) does not apply to a person who is under 7 years old.
- (1C) To avoid doubt, subsection (1A) does not authorise a passenger to whom section 266 (3) or (3A) applies to occupy a seat in the front row of seats in a vehicle that has 2 or more rows of seats.
- (2) A person in or on a motor vehicle is exempt from wearing a seatbelt if—
- (a) the person is engaged in the door-to-door delivery or collection of goods, or in the collection of waste or garbage, and is required to get in or out of the vehicle, or on or off the vehicle, at frequent intervals; and
  - (b) the vehicle is not travelling over 25km/h.

- (2A) Subsection (2) does not apply to a person who is under 7 years old.
- (3A) A person who is in, or on, a motor vehicle is exempt from wearing a seatbelt if—
- (a) the person or, if the person is a passenger, the driver of the vehicle is carrying a medical certificate that states a medical practitioner believes the person should not wear a seatbelt because of a medical condition or disability that the person has; and
  - (b) the person is complying with any conditions stated in the medical certificate.
- (4) However, the person is exempt under subsection (3A) only if the person who is carrying the certificate immediately produces the certificate when an authorised person or police officer asks to see the certificate.
- (5) A person is exempt from wearing a seatbelt if—
- (a) the person is a passenger in or on a police or emergency vehicle; and
  - (b) either—
    - (i) if the vehicle has 2 or more rows of seats—the person is not in the front row of seats or there is not a seating position available for the person in another row of seats; or
    - (ii) if the vehicle is a police vehicle and has a caged, or other secured, area designed for the carriage of passengers—the person occupies a seating position in that area.
- (6) A person is exempt from wearing a seatbelt if the person is providing or receiving medical treatment of an urgent and necessary nature while in or on a vehicle.
- (7) If a truck or bus has a sleeper compartment, a two-up driver of the truck or bus is exempt from wearing a seatbelt while the driver occupies the sleeper compartment for rest purposes.

- (8) If a vehicle does not have seatbelts or approved child restraints fitted to all its passenger seating positions, a passenger who is exempt from wearing a seatbelt under this section must not occupy a seating position that is fitted with a seatbelt or an approved child restraint if the result would be that a passenger who is not exempt from wearing a seatbelt under this section would be required to occupy a seating position that is not fitted with a seatbelt or an approved child restraint.
- (9) In this section:
- two-up driver* means a person accompanying the driver of a truck or bus on a journey, or part of a journey, who has been, is or will be sharing the task of driving the truck or bus during the journey.

## **268 How people must travel in or on motor vehicle**

- (1) A person must not travel in or on a part of a motor vehicle that is not a part designed primarily for the carriage of passengers or goods.
- Maximum penalty: 20 penalty units.
- (2) A person must not travel in or on a part of a motor vehicle that is a part designed primarily for the carriage of goods unless—
- (a) the part is enclosed; and
  - (b) the person occupies a seating position that is suitable for the size and weight of the person and that is fitted with a seatbelt.
- Maximum penalty: 20 penalty units.
- (3) A person must not travel in or on a motor vehicle with any part of the person's body outside a window or door of the vehicle, unless the person is the driver of the vehicle and is giving a hand signal—
- (a) for changing direction to the right in accordance with section 50 (How to give right change of direction signal by giving hand signal); or

- (b) for stopping or slowing in accordance with section 55 (How to give stop signal by giving hand signal).

Maximum penalty: 20 penalty units.

- (4) The driver of a motor vehicle (except a bus) must not drive with a passenger if any part of the passenger's body is outside a window or door of the vehicle.

Maximum penalty: 20 penalty units.

- (4A) The driver of a motor vehicle must not drive with a passenger in or on a part of the vehicle that is not a part designed primarily for the carriage of passengers or goods.

Maximum penalty: 20 penalty units.

- (4B) The driver of a motor vehicle must not drive with a passenger in or on a part of the vehicle that is a part designed primarily for the carriage of goods unless—

- (a) the part is enclosed; or  
(b) the person occupies a seating position that is suitable for the size and weight of the person and that is fitted with a seatbelt.

Maximum penalty: 20 penalty units.

- (5) This section does not apply to a person who is—

- (a) in or on a police or emergency vehicle; or  
(b) on a motorbike; or  
(c) engaged in the door-to-door delivery or collection of goods, or in the collection of waste or garbage, in or on a motor vehicle that is not travelling over 25km/h.

- (7) In this section:

***enclosed***, for a part of a vehicle, means enclosed by the structure of the vehicle.

**269 Opening door and getting out of vehicle etc**

- (1) A person must not get off, or out of, a moving vehicle, unless the person is engaged in the door-to-door delivery or collection of goods, or in the collection of waste or garbage, and the vehicle is not travelling over 5km/h.

Maximum penalty: 20 penalty units.

- (2) Subsection (1) does not apply to a person getting off a bicycle or animal.
- (3) A person must not cause a hazard to any person or vehicle by opening a door of a vehicle, leaving a door of a vehicle open, or getting off, or out of, a vehicle.

Maximum penalty: 20 penalty units.

- (4) The driver of a bus must not drive the bus unless the doors of the bus are closed while the bus is moving.

Maximum penalty: 20 penalty units.

**270 Wearing motorbike helmet**

- (1) The rider of a motorbike that is moving, or is stationary but not parked, must—
- (a) wear an approved motorbike helmet securely fitted and fastened on the rider's head; and
  - (b) not ride with a passenger unless the passenger complies with subsection (2).

Maximum penalty: 20 penalty units.

- (1A) However, the rider of a motorbike that is moving, or is stationary but not parked, is exempt from wearing an approved motorbike helmet if—
- (a) the motorbike's engine is not on; and

- (b) the rider is pushing the motorbike; and
  - (c) in the circumstances, it is safe for the rider not to wear the helmet.
- (2) A passenger on a motorbike that is moving, or is stationary but not parked, must wear an approved motorbike helmet securely fitted and fastened on the passenger's head.

Maximum penalty: 20 penalty units.

- (3) In this section:

***approved motorbike helmet*** means a helmet—

- (a) made in compliance with a relevant standard for the helmet; and
- (b) that has an identifying mark certifying compliance with the standard; and
- (c) that is in good repair and proper working order and condition.

**Examples—par (c)**

- 1 a helmet that is scratched or marked but the scratch or mark has not—
  - penetrated the helmet's outer shell; or
  - damaged the helmet's retention system; or
  - damaged the helmet's inner lining
- 2 a helmet that is damaged to a degree that might reasonably be expected from the normal use of the helmet

***disapplied provision***, of a standard, means a provision (if any) of the standard—

- (a) relating to external projections, but only to allow attachment of communication and recording equipment using frangible mountings; or
- (b) relating to flip down internal visors, but only for helmets with an external visor that meets the standard; or
- (c) requiring the user of a helmet to carry a brochure or label detailing use and care instructions for the helmet.

*passenger*, of a motorbike, includes a person on a passenger seat of the motorbike (including the pillion seat), or in a sidecar.

*relevant standard*, for a helmet, means—

- (a) if the helmet is manufactured in Australia—either of the following, whether in force at the time the helmet is manufactured or at any later time:
  - (i) AS 1698-1988;
  - (ii) AS/NZS 1698; or
- (b) if the helmet is imported into Australia—either of the following, whether in force at the time the helmet is imported or at any later time:
  - (i) AS 1698-1988;
  - (ii) AS/NZS 1698; or
- (c) in any case—the United Nations Economic Commission for Europe standard 22.05, whether in force at the time the helmet is manufactured or at any later time;

but does not include a disappplied provision of a standard mentioned in paragraph (a), (b) or (c).

- (4) The [Legislation Act](#), section 47 (5) and (6) do not apply to a relevant standard.

*Note* A relevant standard does not need to be notified under the [Legislation Act](#) because s 47 (5) and (6) do not apply (see [Legislation Act](#), s 47 (7)).

**271 Riding on motorbike**

- (1) Unless subsection (1A) applies, the rider of a motorbike that is moving (other than a rider who is walking beside and pushing a motorbike), or the rider of a motorbike that is stationary but not parked, must—
- (a) sit astride the rider's seat facing forwards; and
  - (b) if the motorbike is moving—
    - (i) keep at least 1 hand on the handlebars; and
    - (ii) keep both feet on the footrests or footboard designed for the rider's use.

Maximum penalty: 20 penalty units.

- (1A) The rider of a motorbike that is moving may—
- (a) stand on the motorbike's footrests or footboard designed for the rider's use if—
    - (i) the rider has both feet on the footrests or footboard; and
    - (ii) in the circumstances, it is safe for the rider to do so; or
  - (b) remove a foot from the footrest or footboard designed for the rider's use if—
    - (i) the rider is sitting on the rider's seat; and
    - (ii) at least 1 foot is on a footrest or footboard; and
    - (iii) in the circumstances, it is safe for the rider to do so.
- (2) A passenger on a motorbike (except a passenger in a sidecar or on a seat designed for a passenger, other than a pillion seat) that is moving, or is stationary but not parked, must—
- (a) sit astride the pillion seat facing forwards; and



(b) keep both feet on the footrests designed for use by a pillion passenger on the motorbike.

Maximum penalty: 20 penalty units.

(3) The rider of a motorbike must not ride with a passenger (except a passenger in a sidecar or other seat designed for a passenger) unless the passenger complies with subsection (2).

Maximum penalty: 20 penalty units.

(4) The rider of a motorbike must not ride with more than 1 passenger (excluding any passenger in a sidecar or other seat designed for a passenger, other than a pillion seat).

Maximum penalty: 20 penalty units.

(5) The rider of a motorbike must not ride with more passengers in a sidecar, or on a seat designed for a passenger, than the sidecar, or seat, is designed to carry.

Maximum penalty: 20 penalty units.

(5A) The rider of a motorbike must not ride with a passenger who is under 8 years old unless the passenger is in a sidecar.

Maximum penalty: 20 penalty units.

(5B) A passenger must not ride in a sidecar of a motorbike unless the passenger is seated safely.

Maximum penalty: 20 penalty units.

(5C) The rider of a motorbike must not ride with a passenger in a sidecar unless the passenger complies with subsection (5B).

Maximum penalty: 20 penalty units.

**272 Interfering with driver's control of vehicle etc**

A passenger in or on a vehicle must not—

- (a) interfere with the driver's control of the vehicle; or
- (b) obstruct the driver's view of the road or traffic.

Maximum penalty: 20 penalty units.

---

## **Part 17**                      **Additional rules for drivers of trams, tram recovery vehicles and public buses**

### **Division 17.1**              **Trams**

#### **273**              **Application—div 17.1—tram recovery vehicle or public bus travelling along tram tracks**

- (1) This division applies to the driver of a tram recovery vehicle as if a reference in the division to a tram included a reference to a tram recovery vehicle.
- (2) This division applies to the driver of a public bus travelling along tram tracks as if a reference in the division to a tram included a reference to a public bus travelling along tram tracks.

#### **274**              **Stopping for red T light**

The driver of a tram approaching or at T lights showing a red T light must stop—

- (a) if there is a stop line at or near the T lights—as near as practicable to, but before reaching, the stop line; or
- (b) if there is no stop line at or near the T lights—as near as practicable to, but before reaching, the nearest or only T lights.

Maximum penalty: 20 penalty units.

**275 Stopping for yellow T light**

The driver of a tram approaching or at T lights showing a yellow T light must stop—

- (a) if there is a stop line at or near the T lights and the driver can stop safely before reaching the stop line—as near as practicable to, but before reaching, the stop line; or
- (b) if there is no stop line at or near the T lights and the driver can stop safely before reaching the T lights—as near as practicable to, but before reaching, the nearest or only T lights.

Maximum penalty: 20 penalty units.

**276 Exception to stopping for red or yellow T light**

The driver of a tram approaching or at T lights showing a red or yellow T light does not have to stop if a white traffic arrow is also showing and the driver is turning in the direction indicated by the arrow.

**277 Proceeding after stopping for red or yellow T light**

The driver of a tram who stops for T lights showing a red or yellow T light must not proceed until—

- (a) a white T light is showing; or
- (b) no T light is showing and traffic lights at or near the T lights are showing a green traffic light.

Maximum penalty: 20 penalty units.

**278 Proceeding when red traffic light and white T light or white traffic arrow showing**

- (1) The driver of a tram approaching or at a white T light at or near traffic lights showing a red traffic light may proceed straight ahead, or turn, despite the red traffic light.
- (2) The driver of a tram approaching or at a white traffic arrow at or near traffic lights showing a red traffic light may turn in the direction indicated by the arrow, despite the red traffic light.

**279 Proceeding when white T light or white traffic arrow no longer showing**

- (1) This section applies to—
  - (a) the driver of a tram at an intersection with T lights showing a white T light who has stopped after the stop line, or nearest or only T lights, at the intersection; or
  - (b) the driver of a tram at an intersection with traffic arrows showing a white traffic arrow who is turning in the direction indicated by the arrow and has stopped after the stop line, or nearest or only traffic arrows, at the intersection.

**Example**

The driver of a tram may stop after the stop line at an intersection with T lights showing a white T light, and not proceed through the intersection, because the intersection, or a road beyond the intersection, is blocked by traffic.

- (2) If the T lights or traffic arrows change to yellow or red, or turn off, while the driver is stopped and the driver has not entered the intersection, the driver must not proceed until—
  - (a) a white T light is showing; or
  - (b) there is no T light showing, and traffic lights at or near the T lights are showing a green traffic light; or

- (c) if the driver is turning at the intersection—a white traffic arrow is showing that indicates the direction in which the driver is turning.

Maximum penalty: 20 penalty units.

- (3) If the T lights or traffic arrows change to yellow or red, or turn off, while the driver is stopped and the driver has entered the intersection, the driver must leave the intersection as soon as the driver can do so safely.

Maximum penalty: 20 penalty units.

## **Division 17.2 Public buses**

### **280 Application—div 17.2**

- (1) This division applies to the driver of a public bus who is driving in a bus lane.
- (2) This division applies to the driver of a vehicle other than a public bus, in the same way as it applies to the driver of a public bus, if—
  - (a) the vehicle is 1 of the following:
    - (i) taxi;
    - (ii) hire car;
    - (iii) demand responsive service vehicle;
    - (iv) motorbike; and
  - (b) the driver is driving in a bus lane to which B lights apply; and
  - (c) the driver is permitted to drive in the lane under this regulation.

**281 Stopping for red B light**

The driver of a public bus approaching or at B lights showing a red B light must stop—

- (a) if there is a stop line at or near the B lights—as near as practicable to, but before reaching, the stop line; or
- (b) if there is no stop line at or near the B lights—as near as practicable to, but before reaching, the nearest or only B lights.

Maximum penalty: 20 penalty units.

**282 Stopping for yellow B light**

The driver of a public bus approaching or at B lights showing a yellow B light must stop—

- (a) if there is a stop line at or near the B lights and the driver can stop safely before reaching the stop line—as near as practicable to, but before reaching, the stop line; or
- (b) if there is no stop line at or near the B lights and the driver can stop safely before reaching the B lights—as near as practicable to, but before reaching, the nearest or only B lights.

Maximum penalty: 20 penalty units.

**283 Exception to stopping for red or yellow B light**

The driver of a public bus approaching or at B lights showing a red or yellow B light does not have to stop if a white traffic arrow is also showing and the driver is turning in the direction indicated by the arrow.

**284 Proceeding after stopping for red or yellow B light**

The driver of a public bus who stops for B lights showing a red or yellow B light must not proceed until—

- (a) a white B light is showing; or
- (b) no B light is showing and traffic lights at or near the B lights are showing a green traffic light.

Maximum penalty: 20 penalty units.

**285 Proceeding when red traffic light and white B light or white traffic arrow showing**

- (1) The driver of a public bus approaching or at a white B light at or near traffic lights showing a red traffic light may proceed straight ahead, or turn, despite the red traffic light.
- (2) The driver of a public bus approaching or at a white traffic arrow at or near traffic lights showing a red traffic light may turn in the direction indicated by the arrow, despite the red traffic light.

**286 Proceeding when white B light or white traffic arrow no longer showing**

- (1) This section applies to—
  - (a) the driver of a public bus at an intersection with B lights showing a white B light who has stopped after the stop line, or nearest or only B lights, at the intersection; or
  - (b) the driver of a public bus at an intersection with traffic arrows showing a white traffic arrow who is turning in the direction indicated by the arrow and has stopped after the stop line, or nearest or only traffic arrows, at the intersection.

**Example**

The driver of a public bus may stop after the stop line at an intersection with B lights showing a white B light, and not proceed through the intersection, because the intersection, or a road beyond the intersection, is blocked by traffic.



- (2) If the B lights or traffic arrows change to yellow or red, or turn off, while the driver is stopped and the driver has not entered the intersection, the driver must not proceed until—
- (a) a white B light is showing; or
  - (b) there is no B light showing, and traffic lights at or near the B lights are showing a green traffic light; or
  - (c) if the driver is turning at the intersection—a white traffic arrow is showing that indicates the direction in which the driver is turning.

Maximum penalty: 20 penalty units.

- (3) If the B lights or traffic arrows change to yellow or red, or turn off, while the driver is stopped and the driver has entered the intersection, the driver must leave the intersection as soon as the driver can do so safely.

Maximum penalty: 20 penalty units.

## Part 18 Miscellaneous road rules

### Division 18.1 Miscellaneous rules for drivers

#### 287 Duties of driver involved in crash

- (1) A driver involved in a crash must comply with this section.  
Maximum penalty: 20 penalty units.
- (2) The driver must stop at the scene of the crash and give the driver's required particulars, within the required time and, if practicable, at the scene of the crash, to—
  - (a) any other driver (or that driver's representative) involved in the crash; and
  - (b) any other person involved in the crash who is injured, or the person's representative; and
  - (c) the owner of any property (including any vehicle) damaged in the crash (or the owner's representative), unless, in the case of damage to a vehicle, the particulars are given to the driver of the vehicle (or the driver's representative).
- (3) The driver must also, within the required time—
  - (a) give the driver's required particulars to a police officer; or
  - (b) supply the driver's required particulars to the crash reporting website, in accordance with any requirements of the website.
- (4) In this section:

***crash reporting website*** means the crash reporting website operated by the Territory for the purpose of receiving information about crashes.

*Note* The crash reporting website can be accessed through [www.act.gov.au](http://www.act.gov.au).

***required particulars***, for a driver involved in a crash—

- (a) means—
  - (i) the driver's name and address; and
  - (ii) the name and address of the owner of the driver's vehicle; and
  - (iii) the vehicle's registration number (if any); and
  - (iv) any other information necessary to identify the vehicle; and
- (b) for subsection (3)—includes an explanation of the circumstances of the crash.

***required time***, for a driver involved in a crash, means as soon as possible but, except in exceptional circumstances, within 24 hours after the crash.

## **288 Driving on path**

- (1) A driver (except the rider of a bicycle) must not drive on a path unless subsection (2) or (3) applies to the driver.

Maximum penalty: 20 penalty units.

- (2) A driver may drive on a path if the driver is—
  - (a) driving on a part of the path indicated by information on or with a traffic control device as a part where vehicles may drive; or
  - (b) driving on the path to enter or leave, by the shortest practicable route, a road related area or adjacent land and there is not a part of the path indicated by information on or with a traffic control device as a part where vehicles may drive.
- (3) A driver may drive a motorised wheelchair on a path if—
  - (a) the unladen mass of the wheelchair is not over 150kg; and
  - (b) the wheelchair is not travelling over 10km/h; and

(c) because of the driver's physical condition, the driver has a reasonable need to use a wheelchair.

- (4) A driver on a path (except the rider of a bicycle, or a driver driving on the path to enter a road from a road related area or adjacent land, or to enter a road related area or adjacent land from a road) must give way to all other road users, and to animals, on the path.

Maximum penalty: 20 penalty units.

- (5) This section does not apply to the rider of an animal riding the animal on a footpath.
- (5A) This section does not apply to the rider of a motorbike (with or without a trailer attached) that is a postal vehicle if—
- (a) the rider gives way to pedestrians and other vehicles and takes reasonable precautions to avoid collision or danger or obstruction to any person or thing on or next to the path; and
  - (b) the rider does not exceed 10km/h; and
  - (c) the motorbike has an engine capacity not exceeding 125cc.
- (6) In this section:

***path*** means a bicycle path, footpath or shared path.

## **289 Driving on nature strip**

- (1) A driver must not drive on a nature strip adjacent to a length of road in a built-up area, unless—
- (a) the driver is—
    - (i) entering or leaving, by the shortest practicable route, an area on the nature strip indicated by information on or with a traffic control device as an area where vehicles may drive; or
    - (ii) driving on a part of the nature strip indicated by information on or with a traffic control device as a part where vehicles may drive; or
    - (iii) driving on the nature strip to enter or leave, by the shortest practicable route, a road related area or adjacent land and there is not a part of the nature strip indicated by information on or with a traffic control device as a part where vehicles may drive; or
    - (iv) riding a bicycle or animal; or
    - (v) driving a ride-on lawnmower that is cutting grass on the nature strip; or
    - (vi) driving a motorised wheelchair; or
  - (b) the vehicle is—
    - (i) a motor vehicle (other than a ride-on lawnmower) that is built and used solely to cut grass or a purpose incidental to cutting grass; or
    - (ii) a motor vehicle that is designed for cleaning footpaths, is being driven on the nature strip to clean a footpath and is displaying an amber flashing light; or
    - (iii) being used to transport goods or materials in relation to the construction or maintenance of roads for the Territory; or

- (iv) is being used by a person in the course of the person's duties as someone authorised under this regulation to use a traffic offence detection device.

Maximum penalty: 20 penalty units.

- (2) A driver driving on a nature strip (except the rider of an animal, or a driver driving on the nature strip to enter a road from a road related area or adjacent land, or to enter a road related area or adjacent land from a road) must give way to all other road users, and to animals, on the nature strip.

Maximum penalty: 20 penalty units.

- (3) This section does not apply to the rider of a motorbike (with or without a trailer attached) that is a postal vehicle if—
  - (a) the rider gives way to pedestrians and other vehicles and takes reasonable precautions to avoid collision or danger or obstruction to any person or thing on or next to the nature strip; and
  - (b) the rider does not exceed 10km/h; and
  - (c) the motorbike has an engine capacity not exceeding 125cc.

## **290 Driving on traffic island**

A driver must not drive on a traffic island (except the central traffic island in a roundabout), unless the traffic island is designed to allow vehicles to be driven on it.

Maximum penalty: 20 penalty units.

**291 Making unnecessary noise or smoke**

A person must not start a vehicle, or drive a vehicle, in a way that makes unnecessary noise or smoke.

Maximum penalty: 20 penalty units.

**Example**

causing the wheels of the driver's vehicle to lose traction and spin on the road surface may make unnecessary noise or smoke

**291A Making unnecessary engine noise**

The driver of a motor vehicle on a road must not make unnecessary noise by turning on, running or failing to turn off the vehicle's engine.

Maximum penalty: 20 penalty units.

**292 Insecure or overhanging load**

- (1) A driver must not drive or tow a vehicle if the vehicle is carrying a load that—
  - (a) is not properly secured to the vehicle; or
  - (b) is placed on the vehicle in a way that causes the vehicle to be unstable; or
  - (c) projects from the vehicle in a way that is likely to injure a person, obstruct the path of other drivers or pedestrians, or damage a vehicle or anything else (for example, the road surface).

Maximum penalty: 20 penalty units.

- (2) This section is not limited by section 292A.

## 292A Restricting movement of load

- (1) A driver must not drive or tow a vehicle carrying a load unless—
- (a) the load is restrained so that it cannot move relative to the vehicle other than as permitted under subsection (2); and
  - (b) the load is restrained by a system that, at a minimum, prevents the load from moving in the circumstances stated in subsection (3).

Maximum penalty: 20 penalty units.

- (2) A load may be permitted to move relative to the vehicle if—
- (a) the stability and weight distribution of the vehicle cannot be adversely affected by the movement; and
  - (b) the load cannot become dislodged from the vehicle.

### Examples—loads permitted to move

- 1 loads contained, held, protected or enclosed within the sides or enclosure of a part of the vehicle and restrained from moving horizontally
  - 2 loads consisting of very light objects, or loose bulk loads, that are contained, held, protected or enclosed within the sides or enclosure of a part of the vehicle
  - 3 loads consisting of bulk liquids that are contained, held, protected or enclosed within the sides or enclosure of a part of the vehicle
- (3) For subsection (1) (b), the circumstances are that the vehicle is subject to—
- (a) each of the following separately:
    - (i) 0.8g deceleration in a forwards direction;
    - (ii) 0.5g deceleration in a backwards direction;
    - (iii) 0.5g acceleration in a lateral direction; or
  - (b) if friction is relied on to comply with paragraph (a)—0.2g acceleration in a vertical direction relative to the load.



(4) In this section:

*g* means gravitational acceleration or 9.81m/s<sup>2</sup>.

### **293 Removing fallen etc thing from road**

(1) This section applies to a driver if—

- (a) something falls onto the road from the driver's vehicle, or the driver, or a passenger in or on the driver's vehicle, puts something on the road; and
- (b) there is a possibility that the thing, if left on the road, may injure a person, obstruct the path of other drivers or pedestrians, or damage a vehicle or anything else (for example, the road surface).

(2) The driver must remove the thing, or take action to have the thing removed, from the road as soon as the driver can do so safely.

Maximum penalty: 20 penalty units.

#### **Examples—things**

- fallen loads
- oil or grease
- debris from an accident
- wheel chocks

(3) In this section:

*put*, something onto the road, includes—

- (a) throw, drop or propel the thing onto the road; and
- (b) otherwise cause the thing to be on the road.

## 294 Keeping control of vehicle being towed

- (1) The driver of a motor vehicle must not tow another motor vehicle unless—
- (a) either—
- (i) the driver can control the movement of the towed vehicle; or
  - (ii) the brakes and steering of the towed vehicle are in working order and a person who is licensed to drive the towed vehicle is sitting in the driver's seat of the towed vehicle, and is in control of its brakes and steering; and
- (b) it is safe to tow the towed vehicle.

Maximum penalty: 20 penalty units.

- (2) The driver of a motor vehicle must not tow a trailer unless—
- (a) the driver can control the movement of the trailer; and
- (b) it is safe to tow the trailer.

Maximum penalty: 20 penalty units.

## 295 Motor vehicle towing another vehicle with towline

- (1) The driver of a motor vehicle towing another vehicle using a chain, rope, fabric, strap or wire (the *towline*) must comply with this section.
- Maximum penalty: 20 penalty units.
- (2) If neither of the vehicles is a motorbike, the driver must keep a distance of not over 4m between the vehicles.
- (3) If at least 1 of the vehicles is a motorbike, the driver must keep a distance of not over 2.5m between the vehicles.

- (4) If the towline is longer than 2m, the driver must attach a white or brightly coloured flag, piece of cloth or other similar material (the *warning material*) to the towline in accordance with subsection (5).
- (5) The warning material must—
  - (a) be substantially square or rectangular with 2 adjacent sides at least 300mm long; and
  - (b) be attached midway along the towline; and
  - (c) be visible for at least 100m from either side of the warning material.

#### **295A Number of vehicles that may be drawn**

- (1) The driver of an articulated vehicle must not tow any other vehicle on a road.  
Maximum penalty: 20 penalty units.
- (2) The driver of a motor vehicle must not tow more than 1 other vehicle on a road.  
Maximum penalty: 20 penalty units.
- (3) The road transport authority may exempt a vehicle or person from subsection (1) or (2).
- (4) Subsection (2) does not apply in relation to a tow truck that is towing an articulated vehicle (other than a B-double or road train) if—
  - (a) the articulated vehicle has broken down on a road and it is necessary for it to be towed away; or
  - (b) the articulated vehicle has been involved in a crash on a road and it is necessary for it to be towed away.

*Note* The defendant has an evidential burden in relation to the matters mentioned in s (4), (5) and (6) (see [Criminal Code](#), s 58).

- (5) Subsection (2) does not apply to a motor vehicle that is towing another vehicle using a lift and tow trailer if—
- (a) the other vehicle is partly supported by the lift and tow trailer; and
  - (b) the vehicle is not towed at faster than 60km/h; and
  - (c) the combined weight of the towed vehicle and the lift and tow trailer is not more than the unladen weight of the towing vehicle.
- (6) Subsection (2) does not apply to—
- (a) a tractor-harvester-cutting head trailer combination; or
  - (b) a tractor with multiple implements attached, if the implements are normally used as a single unit when performing agricultural operations; or
  - (c) a tractor and implement combination towing a fuel trailer or laser tower; or
  - (d) an articulated low-loader consisting of a prime mover towing a converter dolly and a semitrailer; or
  - (e) a B-double, dog trailer or road train; or
  - (f) a light rail vehicle.
- (7) In this section:
- articulated vehicle*** means a motor vehicle, other than a light rail vehicle, with—
- (a) 2 rigid sections, each of which has wheels; and
  - (b) the rear section pivoted on, and part of the rear section (other than a pole, drawbar or similar device, or an accessory of the motor vehicle) superimposed on, the front section.

**B-double**—see the *Heavy Vehicle National Law (ACT)*, section 5.

**converter dolly**—see the *Road Transport (Vehicle Registration) Regulation 2000*, dictionary.

**dog trailer**—see the *Road Transport (Vehicle Registration) Regulation 2000*, dictionary.

**implement**—see the *Road Transport (Vehicle Registration) Regulation 2000*, dictionary.

**lift and tow trailer** means a trailer consisting of an axle group and a drawbar designed to support 1 axle group of a vehicle under tow.

**prime mover**—see the *Road Transport (Vehicle Registration) Regulation 2000*, dictionary.

## **295B Towing by vehicle under 4.5t**

- (1) The driver of a motor vehicle (the **towing vehicle**) must not tow another vehicle (the **towed vehicle**) on a road if the laden weight of the towed vehicle is more than—
  - (a) the capacity of the towing attachment fitted to the towing vehicle; or
  - (b) the maximum laden weight for the towed vehicle.Maximum penalty: 20 penalty units.
- (2) Subsection (1) does not apply to the driver if the towing vehicle has a GVM over 4.5t.
- (3) The road transport authority may exempt a vehicle or person from subsection (1).

(4) In this section:

***maximum laden weight***, for the towed vehicle, means—

- (a) the maximum laden weight for a towed vehicle specified by the manufacturer of the towing vehicle in relation to the towing vehicle; or
- (b) if there is no such specification by the manufacturer, the manufacturer of the vehicle cannot be identified or the specification is not appropriate because the towing vehicle has been modified—
  - (i) 1.5 times the unladen weight of the towing vehicle if the towed vehicle is fitted with a braking system that is working properly; or
  - (ii) the unladen weight of the towing vehicle in any other case.

***towing attachment*** means a device fitted to a vehicle to which the drawbar of a trailer may be attached.

## **296 Driving vehicle in reverse**

- (1) The driver of a vehicle must not reverse the vehicle unless the driver can do so safely.

Maximum penalty: 20 penalty units.

- (2) The driver of a vehicle must not reverse the vehicle further than is reasonable in the circumstances.

Maximum penalty: 20 penalty units.

**297 Driver to have proper control of vehicle etc**

- (1) A driver must not drive a vehicle unless the driver has proper control of the vehicle.

Maximum penalty: 20 penalty units.

- (1A) A person must not drive a vehicle if a person or an animal is in the driver's lap.

Maximum penalty: 20 penalty units.

- (2) A driver must not drive a motor vehicle unless the driver has a clear view of the road, and traffic, ahead, behind and to each side of the driver.

Maximum penalty: 20 penalty units.

- (3) The rider of a motorbike must not ride with an animal on the motorbike between the rider and the handlebars, or in another position that interferes with the rider's ability to control the motorbike or to have a clear view of the road.

Maximum penalty: 20 penalty units.

- (4) Subsection (3) does not apply to the rider of a motorbike who rides with an animal between the rider and the handle bars for a distance of not more than 500m on a road for the purpose of a farming activity that the rider is carrying out.

**298 Driving with person in trailer**

- (1) A driver must not drive a motor vehicle towing a trailer with a person in or on the trailer, unless—

(a) the trailer is being towed by a police vehicle or an emergency vehicle; or

(b) the carriage of passengers is permitted in part of the trailer and anyone in the trailer is in that part; or

- (c) anyone who is in the trailer is engaged in door-to-door delivery or collection of goods, or the collection of waste or garbage, and the trailer is not travelling faster than 25km/h; or
- (d) in all the circumstances, there is no reasonable danger to anyone in the trailer falling from the trailer or being injured.

Maximum penalty: 20 penalty units.

- (2) For subsection (1) (b), the carriage of passengers is permitted in part of a trailer if the trailer is designed for—
  - (a) the carriage of passengers; or
  - (b) the carriage of goods, but is enclosed.
- (3) In this regulation:  
**enclosed**, for a part of a trailer, means enclosed by—
  - (a) the structure of the trailer; or
  - (b) a canopy, cage or other device fitted to the trailer that is of a kind approved by the road transport authority under the *Road Transport (Safety and Traffic Management) Regulation 2017*, section 73 (1) (f) (Approval etc by road transport authority).
- (4) In this section:  
**in** includes on.

## **299 Television receiver or visual display unit in motor vehicle**

- (1) A driver must not drive a vehicle that has a television receiver or visual display unit in or on the vehicle operating while the vehicle is moving, or is stationary but not parked, if any part of the image on the screen—
  - (a) is visible to the driver from the normal driving position; or
  - (b) is likely to distract another driver.

Maximum penalty: 20 penalty units.



- (2) This section does not apply to the driver if—
- (a) the driver is driving a bus and the visual display unit is, or displays, a destination sign or other bus sign; or
  - (ba) the visual display unit is a mobile data terminal fitted to a police vehicle or an emergency vehicle; or
  - (bb) the visual display unit is part of a mobile device that is being used as a driver's aid as permitted by section 300 (1) (ab); or
  - (c) the visual display unit is, or is part of, a driver's aid that is—
    - (i) an integrated part of the vehicle design; or
    - (ii) secured in a mounting affixed to the vehicle while being used.

**Examples—driver's aids**

- closed-circuit television security cameras
  - dispatch systems
  - navigational or intelligent highway and vehicle system equipment
  - rear-view screens
  - ticket-issuing machines
  - vehicle monitoring devices
- (3) For subsection (2) (c) (ii), a visual display unit is secured in a mounting affixed to the vehicle only if—
- (a) the mounting is commercially designed and manufactured for that purpose; and
  - (b) the unit is secured in the mounting, and the mounting is affixed to the vehicle, in the manner intended by the manufacturer.

### 300 Use of mobile device

(1A) This section applies to a driver of a vehicle other than a driver who holds a learner licence or provisional licence.

*Note 1* Section 300AA deals with the use of mobile devices by holders of learner licences or provisional licences.

*Note 2* **learner licence** and **provisional licence**—see the *Road Transport (Driver Licensing) Act 1999*, dictionary.

(1) The driver of a vehicle must not use a mobile device while the vehicle is moving, or is stationary but not parked, unless—

(a) the device is being used to make or receive an audio device call and the body of the device—

(i) is secured in a mounting affixed to the vehicle while being so used; or

(ii) is not secured in a mounting affixed to the vehicle and is not being held by the driver, and the use of the device does not require the driver, at any time while using it, to press anything on the body of the device or to otherwise manipulate any part of the body of the device; or

(ab) the device is being used as a driver's aid and—

(i) the body of the device is secured in a mounting affixed to the vehicle while being so used; and

(ii) the use of the device does not require the driver, at any time while using it, to press anything on the body of the device or otherwise to manipulate any part of the body of the device; or

(b) the vehicle is an emergency vehicle or a police vehicle; or

(c) the device is being used to stream, play or listen to music or audio files and both of the following apply:

(i) the body of the device is not being held by the driver;

- (ii) the use of the device does not require the driver, at any time while using it, to press anything on the body of the device or to otherwise manipulate any part of the body of the device.

Maximum penalty: 20 penalty units.

**Examples—driver's aids**

- closed-circuit television security cameras
- dispatch systems
- navigational or intelligent highway and vehicle system equipment
- rear-view screens
- ticket-issuing machines
- vehicle monitoring devices

- (2) For this subsection, a mobile device is secured in a mounting affixed to the vehicle only if—
- (a) the mounting is commercially designed and manufactured for that purpose; and
- (b) the mobile device is secured in the mounting, and the mounting is affixed to the vehicle, in the manner intended by the manufacturer.
- (3) For this section, a driver does not use a mobile device to receive a text message, video message, email or similar communication if—
- (a) the communication is received automatically by a mobile device; and
- (b) on and after receipt, the communication itself (rather than any indication that the communication has been received) does not become automatically visible on the screen of the device.

- (3A) In this regulation:

*affixed to*, in relation to a vehicle, includes forming part of the vehicle.

(4) In this section:

**audio phone call** does not include an email, text message, video call, video message or other similar communication.

**body**, in relation to a mobile device, means the part of the device that contains the majority of the device's mechanisms.

**held**—

- (a) includes held by, or resting on, any part of the driver's body; but
- (b) does not include—
  - (i) held in a pocket of the driver's clothing or in a pouch worn by the driver; or
  - (ii) for a mobile device that is a wearable device—worn by the driver in the manner intended by the manufacturer.

**mobile device**—

- (a) includes a mobile phone and any other wireless hand-held or wearable device designed or capable of being used for telecommunication; but
- (b) does not include a CB radio or any other two-way radio.

**Examples—other hand-held or wearable devices**

tablet computer, smart watch

**use**, in relation to a mobile device, includes any of the following actions by a driver:

- (a) holding the body of the device in the driver's hand (whether or not engaged in a phone call), except while in the process of giving the body of the device to a passenger in the vehicle;
- (b) entering or placing, other than by the use of voice, anything into the device, or sending or looking at anything that is in the device;
- (c) turning the device on or off;

- (d) operating any other function of the device.

### **300AA Use of mobile device—learner and provisional licence holders**

- (1) This section applies to a driver of a vehicle who holds a learner licence or provisional licence.
- (2) The driver must not use a mobile device while the vehicle is moving, or is stationary but not parked.

Maximum penalty: 20 penalty units.

- (3) Subsection (2) does not apply if—
  - (a) the device is being used as a driver's aid and, while being used as a driving aid, each of the following apply:
    - (i) the body of the device is secured in a mounting affixed to the vehicle in accordance with section 300 (2);
    - (ii) the use of the device does not require the driver to—
      - (A) press anything on the body of the device or otherwise manipulate any part of the body of the device; or
      - (B) use the driver's voice; or

#### **Examples—driver's aids**

- 1 navigational or intelligent highway and vehicle system equipment
- 2 rear-view screens

#### **Examples—voice-activated feature of a mobile device**

- 1 bluetooth wireless technology to make or receive a phone call
- 2 virtual assistant

- (b) the vehicle is an emergency vehicle or police vehicle; or
- (c) the device is being used to stream or play music or audio files and, while being used for that purpose, each of the following apply:
  - (i) the body of the device is not being held by the driver;

- (ii) the use of the device does not require the driver to—
  - (A) press anything on the body of the device or otherwise manipulate any part of the body of the device; or
  - (B) use the driver’s voice.

*Note* The defendant has an evidential burden in relation to the matters mentioned in s (3) (see [Criminal Code](#), s 58).

- (4) For this section, a driver does not use a device to receive a text message, video message, email or similar communication if—
  - (a) the communication is received automatically by the device; and
  - (b) on and after receipt, the communication itself (rather than any indication that the communication has been received) does not become automatically visible on the screen of the device.
- (5) In this section:

*body*—see section 300 (4).

*held*—see section 300 (4).

*mobile device*—see section 300 (4).

*use*, in relation to a mobile device, includes any of the following actions by a driver:

- (a) holding the body of the device in the driver’s hand (whether or not engaged in a phone call), except while in the process of giving the body of the device to a passenger in the vehicle;
- (b) entering or placing, including by the use of voice, anything into the device, or sending or looking at anything that is in the device;
- (c) turning the device on or off;
- (d) operating any other function of the device, including by the use of voice.

**300A Interrupting funeral procession etc**

A driver must not interfere with, or interrupt, the free passage of—

- (a) a funeral procession or any other lawful procession; or
- (b) any vehicle or person forming part of a procession mentioned in paragraph (a).

Maximum penalty: 20 penalty units.

**300B Driving on road closed to traffic**

A person must not drive a vehicle on a road that is closed to traffic under the [Act](#), section 30 (Road or road related area may be closed temporarily to traffic).

Maximum penalty: 20 penalty units.

**300C Approaching and passing stationary or slow moving emergency vehicle etc**

- (1) This section applies if a police vehicle or an emergency vehicle is—
  - (a) on a road; and
  - (b) stationary or moving slowly; and
  - (c) displaying flashing red or blue lights (whether or not it is also displaying other lights or sounding an alarm).
- (2) A driver of a vehicle on the road must—
  - (a) approach the police vehicle or emergency vehicle at a speed at which the driver can, if necessary, stop safely before reaching the vehicle; and
  - (b) give way to any police officer or emergency worker on foot near the police vehicle or emergency vehicle; and

- (c) pass the police vehicle or emergency vehicle at a speed of not more than—
  - (i) 40km/h; or
  - (ii) if the applicable speed limit at the point the driver passes the police vehicle or emergency vehicle is less than 40km/h—the speed limit; and
- (d) after passing the police vehicle or emergency vehicle, drive at a speed at which the driver can, if necessary, stop safely, until the driver is a sufficient distance past the vehicle that the increase in speed does not risk the safety of any police officer or emergency worker on foot near the vehicle.

Maximum penalty: 20 penalty units.

- (3) Subsection (2) does not apply if the driver is driving on a road that is divided by a median strip and the police vehicle or emergency vehicle is on the other side of the road and beyond the median strip.

## **Division 18.2 Rules for people in charge of animals**

### **301 Leading animal while in or on vehicle**

- (1) The driver of a motor vehicle must not lead an animal, including by tethering the animal to the motor vehicle.

Maximum penalty: 20 penalty units.

- (2) A person who is a passenger in, or on any part of, a motor vehicle must not lead an animal while the motor vehicle is moving.

Maximum penalty: 20 penalty units.

- (3) The rider of a bicycle must not lead an animal, including by tethering the animal to the bicycle.

Maximum penalty: 20 penalty units.



**302 Rider of animal on footpath or nature strip to give way to pedestrian**

The rider of an animal must give way to any pedestrian on a footpath or nature strip.

Maximum penalty: 20 penalty units.

**303 Riding animal alongside more than 1 other rider**

- (1) The rider of an animal must not ride on a road that is not a multi-lane road alongside more than 1 other rider, unless subsection (3) applies to the rider.

Maximum penalty: 20 penalty units.

- (2) The rider of an animal must not ride in a marked lane alongside more than 1 other rider in the marked lane, unless subsection (3) applies to the rider.

Maximum penalty: 20 penalty units.

- (3) The rider of an animal may ride alongside more than 1 other rider if the rider is overtaking the other riders or droving stock.

- (4) If the rider of an animal is riding on a road that is not a multi-lane road alongside another rider, or in a marked lane alongside another rider in the marked lane, the rider must ride not over 1.5m from the other rider.

Maximum penalty: 20 penalty units.

- (5) In this section:

*road* does not include a road related area, but includes a bicycle path, shared path and any shoulder of the road.

## **Division 18.2A Miscellaneous rules for other people**

### **303A Emission of waste oil or grease**

- (1) A person must not use a motor vehicle or trailer on a road unless adequate precautions have been taken to prevent waste oil or grease from the machinery or from any other part of the vehicle from dropping onto the roadway.

Maximum penalty: 20 penalty units.

- (2) Without limiting the liability of anyone else, the responsible person for a motor vehicle or trailer must take reasonable steps to prevent a contravention of subsection (1) in relation to the vehicle.

Maximum penalty: 20 penalty units.

### **303B Safety of person on trailer**

- (1) A person must not travel on a road in or on any part of a trailer that is not a part designed primarily for the carriage of passengers or goods.

Maximum penalty: 20 penalty units.

- (2) A person must not travel on a road in or on any part of a trailer that is a part designed primarily for the carriage of goods if the part is not enclosed.

Maximum penalty: 20 penalty units.

- (3) This section does not apply to a person—

- (a) who is in or on a police vehicle or emergency vehicle; or

- (b) engaged in the door-to-door delivery or collection of goods, or in the collection of waste or garbage, in or on a trailer that is not travelling faster than 25km/h; or
- (c) if, in all the circumstances, there is no reasonable danger of the person falling or being thrown from the trailer, or being injured, because the person is travelling in a way prohibited by this section.

## **Division 18.3      Obeying directions**

### **304      Direction by police officer or authorised person**

- (1) A person must obey any reasonable direction for the safe and efficient regulation of traffic given to the person by a police officer or authorised person, whether or not the person may contravene another provision of this regulation by obeying the direction.

Maximum penalty: 20 penalty units.

- (2) It is a defence to the prosecution of a person for an offence against a provision of this regulation if, at the time of the offence, the person was obeying a direction given to the person under subsection (1).

## Part 19 Exemptions

### 305 Exemption—driver of police vehicle generally—Act, s 35

- (1) An exemption provision does not apply to the driver of a police vehicle if—
  - (a) in the circumstances—
    - (i) the driver is taking reasonable care; and
    - (ii) it is reasonable that the provision should not apply having regard to the road and traffic conditions at the time; and
  - (b) if the vehicle is a motor vehicle that is moving—the vehicle is displaying a blue or red flashing light or sounding an alarm.
- (2) Subsection (1) (b) does not apply to the driver if, in the circumstances, it is reasonable—
  - (a) not to display the light or sound the alarm; or
  - (b) for the vehicle not to be fitted or equipped with a blue or red flashing light or an alarm.
- (3) In this section:  
*exemption provision* means—
  - (a) the [Act](#), section 5B (Improper use of motor vehicle); or
  - (b) the [Act](#), section 7 (Furious, reckless or dangerous driving), to the extent the section relates to furious or dangerous driving; or
  - (c) a provision of this regulation.

**305A Exemption—driver of police vehicle—training and assessment**

- (1) An exemption provision does not apply to the driver of a police vehicle if—
  - (a) the driver is doing police driver training or police driver assessment; and
  - (b) in the circumstances—
    - (i) the driver is taking reasonable care; and
    - (ii) it is reasonable that the provision should not apply, having regard to the road and traffic conditions at the time; and
  - (c) if the vehicle is a motor vehicle that is moving—the vehicle is displaying a blue or red flashing light or sounding an alarm.
- (2) Subsection (1) (c) does not apply to the driver if, in the circumstances, it is reasonable—
  - (a) not to display the light or sound the alarm; or
  - (a) for the vehicle not to be fitted or equipped with a blue or red flashing light or an alarm.
- (3) In this section:

*AFP* means the Australian Federal Police.

*exemption provision*—see section 305 (3).

*police driver assessment* means an assessment conducted by an AFP employee or contractor of a police officer's ability to drive a police vehicle in the exercise of the police officer's functions as a police officer.

*police driver training* means training provided by the AFP, or an AFP contractor, that teaches a police officer how to drive a police vehicle for the purpose of the exercise of the police officer's functions as a police officer.

*police officer* includes a person who is training to become a police officer.

**306 Exemption—driver of emergency vehicle**

A provision of this regulation does not apply to the driver of an emergency vehicle if—

- (a) in the circumstances—
  - (i) the driver is taking reasonable care; and
  - (ii) it is reasonable that the provision should not apply; and
- (b) if the vehicle is a motor vehicle that is moving—the vehicle is displaying a blue or red flashing light or sounding an alarm.

**307 Stopping and parking exemption—police or emergency vehicle or authorised person**

- (1) A provision of part 12 (Restrictions on stopping and parking) does not apply to the driver of a police vehicle or emergency vehicle if, in the circumstances—
  - (a) the driver is taking reasonable care; and
  - (b) it is reasonable that the provision should not apply.
- (2) A provision of part 12 does not apply to a driver who is an authorised person driving a vehicle in the course of their duty as an authorised person if, in the circumstances—
  - (a) the driver is taking reasonable care; and
  - (b) it is reasonable that the provision should not apply.

**308 Exemption—police officer and emergency worker on foot**

A provision of part 14 (Rules for pedestrians) does not apply to a police officer or emergency worker acting in the course of their duty if, in the circumstances—

- (a) the police officer or emergency worker is taking reasonable care; and
- (b) it is reasonable that the provision should not apply.

**309 Exemption—driver of tram etc**

The following provisions do not apply to the driver of a tram, the driver of a tram recovery vehicle engaged in accessing or recovering a disabled tram, or the driver of a public bus travelling along tram tracks:

- (a) division 4.1 (Left turns);
- (b) section 88 (Left turn sign);
- (c) section 89 (Right turn sign);
- (d) section 90 (No turns sign);
- (e) section 91 (No left turn and no right turn sign);
- (f) section 92 (Traffic lane arrows);
- (g) section 99 (Keep left and keep right sign);
- (h) section 100 (No entry sign);
- (i) part 9 (Roundabouts);
- (j) division 11.2 (Keeping to left);
- (k) division 11.3 (Overtaking);
- (l) division 11.7 (Passing trams and safety zones);
- (m) part 12 (Restrictions on stopping and parking).

**309A Exemption from requirement about riding on motorbike**

The road transport authority may, for the purpose of allowing a sporting or similar event to be filmed, exempt a person from section 271 (2) (Riding on motorbike) to the extent that it requires the person to face forward while being carried as a passenger on a motorbike.

**310 Exemption—road worker etc**

- (1) A provision mentioned in subsection (2) does not apply to a person at the site of, and engaged in, roadworks if, in the circumstances—
  - (a) it is not practicable for the person to comply with the provision; and
  - (b) sufficient warning of the roadworks has been given to other road users.
- (2) For subsection (1), the provisions are as follows:
  - (a) division 4.1 (Left turns);
  - (ab) division 4.2 (Right turns);
  - (b) part 7 (Giving way), except the following:
    - (i) section 67 (Stopping and giving way at stop sign or stop line at intersection without traffic lights);
    - (ii) section 68 (Stopping and giving way at stop sign or stop line at other places);
    - (iii) section 69 (Giving way at give way sign or give way line at intersection (except roundabout));
    - (iv) section 70 (Giving way at give way sign at bridge or length of narrow road);
    - (v) section 71 (Giving way at give way sign or give way line at other places);



- (c) part 8 (Traffic signs and road markings), except the following:
    - (i) section 102 (Clearance and low clearance sign);
    - (ii) section 103 (Load limit sign);
  - (d) part 11 (Keeping left, overtaking and other driving rules);
  - (e) part 12 (Restrictions on stopping and parking);
  - (f) section 224 (Using horn or similar warning device);
  - (g) part 14 (Rules for pedestrians), except section 236 (1) (Pedestrian not to cause traffic hazard or obstruction);
  - (h) section 264 (Wearing seatbelt—driver);
  - (i) section 265 (Wearing seatbelt—passenger 16 years old or older);
  - (j) section 268 (How people must travel in or on motor vehicle);
  - (k) section 288 (Driving on path);
  - (l) section 289 (Driving on nature strip);
  - (m) section 290 (Driving on traffic island);
  - (n) section 295 (Motor vehicle towing another vehicle with towline);
  - (o) section 296 (Driving vehicle in reverse);
  - (p) section 297 (2) (Driver to have proper control of vehicle etc);
  - (q) section 298 (Driving with person in trailer).
- (3) Section 20 (Obeying speed limit) does not apply to a driver—
- (a) driving a snow-clearing vehicle and engaged in snow-clearing;  
or
  - (b) driving a motor vehicle and engaged in speed zoning tests authorised by the road transport authority.

(4) In this section:

**roadworks** means—

- (a) construction or maintenance of a road; or
- (b) road cleaning; or
- (c) installation or maintenance work authorised by the road transport authority on, above or below a road; or
- (ca) installation or maintenance of a traffic control device authorised by the road transport authority; or
- (d) installation or maintenance of a traffic-related item or traffic monitoring device authorised by the road transport authority; or
- (e) a traffic survey authorised by the road transport authority; or
- (f) a road surface survey test.

**311 Exemption—oversize vehicle**

- (1) A provision mentioned in subsection (2) does not apply to the driver of an oversize vehicle, or the driver of a vehicle escorting or piloting an oversize vehicle, if—
  - (a) it is not practicable for the driver to comply with the provision; and
  - (b) the driver is taking reasonable care; and
  - (c) the driver is complying with the *Heavy Vehicle National Law (ACT)* and any other relevant territory law relating to oversize vehicles, including the conditions of any permit or authority issued in relation to the oversize vehicle.
- (2) For subsection (1), the provisions are as follows:
  - (a) part 7 (Giving way), except the following:
    - (i) section 67 (Stopping and giving way at stop sign or stop line at intersection without traffic lights);

- (ii) section 68 (Stopping and giving way at stop sign or stop line at other places);
- (iii) section 69 (Giving way at give way sign or give way line at intersection (except roundabout));
- (iv) section 70 (Giving way at give way sign at bridge or length of narrow road);
- (v) section 71 (Giving way at give way sign or give way line at other places);
- (b) part 8 (Traffic signs and road markings), except the following:
  - (i) section 102 (Clearance and low clearance sign);
  - (ii) section 103 (Load limit sign);
- (c) section 111 (3) (Entering roundabout from multi-lane road or road with 2 or more lines of traffic travelling in same direction);
- (d) section 116 (Obeying traffic lane arrows when driving in or leaving roundabout);
- (e) part 11 (Keeping left, overtaking and other driving rules);
- (f) part 12 (Restrictions on stopping and parking);
- (g) section 268 (How people must travel in or on motor vehicle);
- (h) section 288 (Driving on path);
- (i) section 289 (Driving on nature strip);
- (j) section 290 (Driving on traffic island);
- (k) section 296 (Driving vehicle in reverse);
- (l) section 297 (2) (Driver to have proper control of vehicle etc).

**312 Exemption—tow truck driver**

- (1) It is a defence to the prosecution of the driver of a tow truck for an offence against a provision mentioned in subsection (2) if, at the time of the offence—
- (a) the driver is engaged in loading, or connecting to, a vehicle to which this section applies; and
  - (b) the driver is unable to comply with the provision; and
  - (c) the tow truck is displaying a flashing light; and
  - (d) the driver is acting safely.
- (2) For subsection (1), the provisions are as follows:
- (a) part 4 (Making turns);
  - (b) part 6 (Traffic lights, traffic arrows and twin red lights);
  - (c) division 7.1 (Giving way at stop sign, stop line, give way sign or give way line applying to driver);
  - (d) part 8 (Traffic signs and road markings);
  - (e) part 9 (Roundabouts);
  - (f) part 11 (Keeping left, overtaking and other driving rules);
  - (g) part 12 (Restrictions on stopping and parking);
  - (h) section 288 (Driving on path);
  - (i) section 289 (Driving on nature strip);
  - (j) section 290 (Driving on traffic island).
- (3) In this section:
- vehicle to which this section applies*** means the following vehicles:
- (a) a vehicle at the scene of a crash;
  - (b) a disabled vehicle.

## **Part 20**                      **Traffic control devices and traffic-related items**

### **Division 20.1**              **General**

#### **314**              **Diagram of traffic control device, traffic-related item or symbol**

- (1) A diagram in this regulation of a traffic control device, traffic-related item, or symbol, represents a likeness of the device, item or symbol.
- (2) If there are 2 or more diagrams of a traffic sign in schedule 2 (Standard or commonly used traffic signs) or schedule 3 (Other permitted traffic signs), or of a traffic-related item or symbol in schedule 4 (Symbols and traffic-related items), each diagram represents a likeness of a permitted version of the sign, item or symbol.
- (3) If a diagram of a traffic sign in schedule 2 or schedule 3, or of a traffic-related item or symbol in schedule 4, is in black and white, the permitted version of the sign, item or symbol is in black and white only.

#### **315**              **Legal effect of traffic control device**

- (1) A traffic control device of a kind mentioned in this regulation has effect for this regulation if—
  - (a) the device is on a road; and
  - (b) the device complies substantially with this regulation.
- (2) A traffic control device is taken to comply substantially with this regulation unless the contrary is proved.

### **316 When traffic control device complies substantially with regulation**

- (1) A traffic sign complies substantially with this regulation if—
  - (a) it is a reasonable likeness of a diagram in schedule 2 (Standard or commonly used traffic signs) or schedule 3 (Other permitted traffic signs) of that kind of traffic sign; or
  - (b) for a traffic sign of a kind for which there is not a diagram in schedule 2 or schedule 3—it complies substantially with a description of that kind of traffic sign in this regulation and, if the description includes a symbol for which there is a diagram in schedule 4, the symbol on the sign is a reasonable likeness of the diagram.
- (2) A road marking complies substantially with this regulation if it complies substantially with a description of that kind of road marking in this regulation and, if the description includes a symbol for which there is a diagram in schedule 4 (Symbols and traffic-related items), the symbol in the road marking is a reasonable likeness of the diagram.
- (3) A traffic control device (except a traffic sign or a road marking) complies substantially with this regulation if the device complies substantially with a description of that kind of traffic control device in this regulation and, if the description includes a symbol for which there is a diagram in schedule 4, the symbol on the device is a reasonable likeness of the diagram.

#### **Examples**

- 1 A children's crossing may have a red and white post missing temporarily. The missing post does not prevent the crossing from meeting the description of such a crossing that is set out in s 80 (6).
- 2 A freeway may have several freeway signs missing. The missing signs do not prevent the area from still being considered to be a freeway.

- (4) A traffic sign may be a reasonable likeness of a diagram of a kind of traffic sign mentioned in this regulation even though 1 or more of the following apply to the sign:
- (a) the dimensions of the sign, or of anything on the sign, are different;
  - (b) the sign has additional information on or with it;
  - (c) the number on the sign is different;
  - (d) the sign has a different number of panels;
  - (e) the sign is combined on a single panel with 1 or more other traffic signs;
  - (f) for a parking control sign—words, figures, symbols, or anything else, on the sign are differently arranged;
  - (g) for a bus lane sign, emergency stopping lane only sign, one-way sign or parking control sign—the sign has an arrow pointing in a different direction;
  - (h) for a separated footpath sign or an end separated footpath sign—the pedestrian and bicycle symbols are reversed;
  - (i) for a road access sign—information on or with the sign indicates (whether by different wording or in another way) that it applies to different or additional vehicles or people;
  - (j) there is a variation in shade or brightness between a colour on the sign and the equivalent colour in the diagram.

**Example—par (b)**

A speed limit sign near a school may say that the sign has effect at certain times. This additional information does not prevent the sign being a reasonable likeness of the diagram of a speed limit sign in sch 2.

**Example—par (c)**

The diagram of the area speed limit sign in sch 2 has the number ‘60’. A particular area speed limit sign may have another number, for example, ‘50’. The different number on the sign does not prevent the sign being a reasonable likeness of the diagram.

**Examples—par (d)**

- 1 A school zone sign may have the indicated speed limit, the words ‘school zone’, and the times of operation, on a single panel or separate panels.
- 2 An end bicycle path sign may have the word ‘end’ on a separate panel or on the same panel as the rest of the sign.

**Example—par (e)**

A no parking sign that operates at certain times may be combined on a single panel with a permissive parking sign allowing pay parking at other times.

**Example—par (f)**

A permissive parking sign limiting parking to 2 hours may have the time limit above, or below, the word ‘parking’.

**Example—par (i)**

The diagram of the road access sign in sch 2 says ‘no pedestrians bicycles animals beyond this point’. The replacement of the word ‘bicycles’ by the word ‘tractors’ on a particular sign does not prevent the sign being a reasonable likeness of the diagram.

- (5) A variable illuminated message sign may also be a reasonable likeness of a diagram of a kind of traffic sign in schedule 2 or schedule 3 even though the colour of the sign, or of anything else on the sign, is different.

**Example 1—Speed limit sign (standard sign)**





**Example 2—Speed limit sign (variable illuminated message sign)**



- (6) A symbol on or in a traffic control device may be a reasonable likeness of a diagram of a kind of symbol mentioned in this regulation even though the dimensions of the symbol, or of anything on the symbol, are different.
- (7) In this section:  
*panel* includes a board, plate and screen.

**317 Information on or with traffic control device**

- (1) A traffic control device may, by the use of words, figures, symbols or anything else, indicate any of the following:
- (a) the times, days or circumstances when it applies or does not apply;
  - (b) the lengths of road or areas where it applies or does not apply;
  - (c) the people to whom it applies or does not apply;
  - (d) the vehicles to which it applies or does not apply;
  - (e) other information.

**Examples—circumstances**

- 1 A speed limit sign may indicate that it applies when the lights at a children's crossing are flashing.
- 2 A speed limit sign may indicate that it applies when children are present.

- (2) In this section:

*traffic control device* includes a board, device, plate, screen, word, figure, symbol, or anything else, with a traffic control device that provides information about the application of the traffic control device.

**Examples—information with a traffic control device**

- 1 A plate erected immediately below a no U-turn sign may indicate that the sign applies on Monday to Friday between 8 am and 6 pm.
- 2 An illuminated board erected close to, but not next to, a no entry sign may indicate that commercial trucks are permitted to pass the sign when the words on the board are illuminated.

**318 Limited effect of certain traffic control devices**

- (1) If information on a traffic control device indicates that the device applies during particular times, on particular days, in particular circumstances, to a particular length of road or area, or to particular people or vehicles, the device has effect only for the indicated times, days, circumstances, length of road, area, people or vehicles.

**Example**

A shared zone sign on a road into an area may indicate that the sign applies on Monday to Friday between 7 am and 6 pm.

- (2) If information on a traffic control device indicates that the device does not apply during particular times, on particular days, in particular circumstances, to a particular length of road or area, or to particular people or vehicles, the device does not have effect for the indicated times, days, circumstances, length of road, area, people or vehicles.

**Examples**

- 1 A plate erected next to a pedestrian crossing sign at a place may indicate that the sign does not apply on a particular day.
- 2 A board erected close to a bus lane sign above a marked lane may indicate that the sign does not apply when the words on the board are illuminated.

- (3) If information on a traffic control device that is at a place indicates that it applies on a particular day of the week, the device does not have effect on a day that is a public holiday for the place unless information on the device states otherwise.

**Example**

If a loading zone sign indicates that it applies on Monday to Friday between 9 am and 4 pm and information on or with the sign does not indicate that it applies on public holidays, the sign does not have effect on any public holiday falling on a Monday to Friday.

- (4) In this section:

*traffic control device* includes a board, device, plate, screen, word, figure, symbol, or anything else, with a traffic control device that provides information about the application of the traffic control device.

**319 Legal effect of traffic-related item**

- (1) A traffic-related item of a kind mentioned in this regulation has effect for this regulation if—
- (a) the item is on a road, or on a vehicle on a road; and
  - (b) the item complies substantially with this regulation.
- (2) A traffic-related item is taken to comply with this regulation unless the contrary is proved.

**320 When traffic-related item complies substantially with regulation**

- (1) A traffic-related item complies substantially with this regulation if—
  - (a) it is a reasonable likeness of a diagram in schedule 4 (Symbols and traffic-related items) of that kind of traffic-related item; or
  - (b) for a traffic-related item of a kind for which there is not a diagram in schedule 4—it complies substantially with a description of that kind of traffic-related item in this regulation and, if the description includes a symbol for which there is a diagram in schedule 4, the symbol on the item is a reasonable likeness of the diagram.
- (2) A traffic-related item may be a reasonable likeness of a diagram of a kind of traffic-related item mentioned in this regulation even though 1 or both of the following apply to the item:
  - (a) the dimensions of the item, or of anything on the item, are different;
  - (b) the item has additional information.
- (3) A symbol on a traffic-related item may be a reasonable likeness of a diagram of a kind of symbol mentioned in this regulation even though the dimensions of the symbol, or of anything on the symbol, are different.

**321 Meaning of information on or with traffic control device and traffic-related item**

A word, figure, symbol or anything else used on or with a traffic control device or traffic-related item has the same meaning as in this regulation.

**322 Reference to traffic control device and traffic-related item on road etc**

- (1) A traffic control device or traffic-related item above or near a road is taken to be on the road.

**Examples**

- 1 A speed limit sign erected on a post at the side of a road is taken to be a speed limit sign on the road.
- 2 A traffic lane arrow on a structure immediately above the road is taken to be a traffic lane arrow on the road.
- 3 A do not overtake turning vehicle sign attached to a vehicle on a road is taken to be a do not overtake turning vehicle sign on the road.

- (2) However, the device or item is taken to be on the road only if it is clearly visible to road users to whom it is designed to apply.

**Example**

A shared zone sign erected on a post near the side of a road is a traffic sign on the road only if it is clearly visible to drivers driving on the road during the day and in normal weather conditions.

- (3) A traffic control device or traffic-related item above or near an area or place is taken to be in or at the area or place.

**Examples**

- 1 Traffic lights erected outside the area of an intersection, but near that area, are taken to be traffic lights at the intersection.
- 2 A hook turn only sign fixed to a structure above a road that is close to, but before, an intersection is taken to be a hook turn only sign at the intersection.
- 3 A parking control sign near the side of a road is taken to be at the side of the road.
- 4 A parking control sign near the centre of a road is taken to be at the centre of the road.

- (4) However, the device or item is taken to be in or at the area or place only if it is clearly visible to road users to whom it is designed to apply.

**Example**

A no right turn sign suspended from wires above a road close to, but before, an intersection is a traffic sign at the intersection only if it is clearly visible to drivers approaching the intersection during the day and in normal weather conditions.

- (5) Without limiting subsection (3), a traffic control device or traffic-related item above or near a break in a dividing strip is taken to be at the break.

**Example**

A no U-turn sign erected in a dividing strip close to, but before, a break in the dividing strip is taken to be at the break.

- (6) However, the device or item is taken to be at the break only if it is clearly visible to road users to whom it is designed to apply.
- (7) A traffic control device or traffic-related item is taken to comply with subsection (2), (4) or (6) unless the contrary is proved.

- (8) In this section:

***clearly visible*** means—

- (a) for a traffic signal—clearly visible during the day and night in normal weather conditions; or
- (b) for another traffic control device or a traffic-related item—clearly visible during the day in normal weather conditions.

***day*** means the period between sunrise on a day and sunset on the same day.

***normal weather conditions*** means weather conditions that are not hazardous weather conditions causing reduced visibility.

**323 Reference to light that is traffic signals**

A reference in this regulation to a light that is, or is part of, traffic signals is a reference to a steady light, unless otherwise expressly stated.

**323A Audible line**

- (1) An audible line is a line on a road that is made up of a series of closely spaced raised pieces of material designed to create a continuous noise or vibration if driven on by a motor vehicle.
- (2) A reference in this regulation to a line is to be taken to include a reference to an audible line, unless otherwise expressly stated.
- (3) For this regulation—
  - (a) an audible line is to be taken to be continuous even if there is no physical link between the pieces of material that make up the line;
  - (b) if there is no physical link between those pieces, the colour of the audible line is to be taken to be the visible colour of those pieces.

**Division 20.2 Application of traffic control devices to lengths of roads and areas**

**324 Purpose—div 20.2**

- (1) This division contains sections explaining when traffic control devices apply to lengths of road and areas.
- (2) Other relevant sections are found elsewhere in this regulation.

**325 Reference to traffic control device—application to length of road and area**

In applying this regulation to a length of road or an area, unless the contrary intention appears, a reference to a traffic control device is a reference to a traffic control device applying to the length of road or area.

**326 When traffic control device applies to length of road or area—basic rules**

- (1) A traffic control device applies to a length of road or an area if—
  - (a) the device applies to the length of road or area under 1 or more provisions of this regulation; or
  - (b) the device, the position of the device, or information on or with the device, indicates that the device applies to the length of road or area.
- (2) A traffic control device does not apply to a length of road or an area if information on or with the device expressly indicates that it does not apply to the length of road or area.
- (3) Subsection (2) applies despite any other provision of this division.
- (4) In subsection (1) (b):  
*device* includes another traffic control device.



**327 Length of road to which traffic sign (except parking control sign) applies**

The length of road to which a traffic sign on a road (except a parking control sign) applies is worked out in the direction driven by a driver, or travelled by a pedestrian, on the road who faces the sign before passing it.

**Example**

Section 21 (3) provides that a speed limit sign applies to the length of road beginning at the sign and ending at the nearest of a different speed limit sign, an end speed limit sign, or speed derestriction sign, and the end of the road. Only the nearest of those things, in the direction driven by a driver, or travelled by a pedestrian, who faces the sign before passing it, is relevant.

**328 Reference to traffic control device applying to length of road**

If, under this regulation, a traffic control device on a road applies to a length of road, the device applies only to a length of road on that road, unless otherwise expressly stated.

**Example**

A speed limit sign on a road does not apply to roads leading off from the road.

**329 Traffic control device applying to marked lane**

- (1) A traffic control device (except a road marking) applies to a marked lane if—
  - (a) it is above the marked lane; or
  - (b) it is near the marked lane, and the device, the position of the device, or information on or with the device, indicates that it applies to the marked lane.

**Example**

An emergency stopping lane only sign applies to the marked lane indicated by the arrow on the sign.

- (2) A road marking applies to a marked lane if it is on the surface of the lane.
- (3) However, a traffic control device does not apply to a marked lane if information on or with the device expressly indicates that the device does not apply to the marked lane.
- (4) In subsection (1) (b):  
*device* includes another traffic control device.

### **330 Traffic control device applying to slip lane**

- (1) A traffic control device (except a road marking) applies to a slip lane if—
  - (a) it is above the slip lane; or
  - (b) it is near the slip lane and on the left side of the slip lane; or
  - (c) it is near the slip lane, and the device, the position of the device, or information on or with the device, indicates that it applies to the slip lane.
- (2) A road marking applies to a slip lane if it is on the surface of the slip lane.
- (3) However, a traffic control device does not apply to a slip lane if information on or with the device expressly indicates that the device does not apply to the slip lane.
- (4) In subsection (1) (c):  
*device* includes another traffic control device.

### **331 Traffic control device applying to intersection**

A traffic control device applies to an intersection if it is at the intersection and does not apply to a slip lane at the intersection, unless information on or with the device expressly indicates that the device does not apply to the intersection.

### **332 Parking control sign applying to length of road**

- (1) If a parking control sign displays an arrow and is at the side of a road, then, unless information on or with the sign indicates otherwise, the sign applies to the length of road between the sign and the nearest (in the direction indicated by the arrow) of the following:
  - (a) a parking control sign at that side of the road that displays an arrow indicating the opposite direction;
  - (b) a yellow edge line on the road;
  - (c) if the road ends at a T-intersection or dead end—the end of the road.
  
- (2) If a parking control sign displays an arrow and is at the centre of a road or on a dividing strip, then, unless information on or with the sign indicates otherwise, the sign applies to the length of road between the sign and the nearest (in the direction indicated by the arrow) of the following:
  - (a) a parking control sign at the centre of the road or on the dividing strip that displays an arrow indicating the opposite direction;
  - (b) a yellow edge line on the road;
  - (c) if the road ends at a T-intersection or dead end—the end of the road.

**333 Parking control sign applying to length of road in area to which other parking control sign applies etc**

- (1) If a parking control sign that applies to a length of road is in an area to which another parking control sign applies in accordance with section 335 (Traffic control device applying to area), the first parking control sign applies in the same way as it would apply if it were not in that area, and the second parking control sign does not apply to the length of road.

**Example**

Parking control signs that establish a loading zone or taxi zone may operate on a length of road in an area where parking is otherwise restricted to residents only by other parking control signs on each road into the area.

- (2) If the area indicated by a people with disabilities road marking is in an area to which a parking control sign applies in accordance with section 335, the road marking applies in the same way as it would apply if it were not in that area, and the parking control sign does not apply to the area indicated by the road marking.

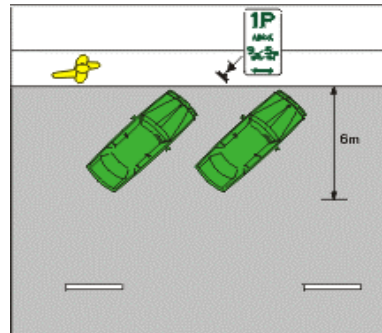
**334 How parking control sign applies to length of road**

- (1) If a permissive parking sign, bicycle parking sign or motorbike parking sign, or a zone sign mentioned in division 12.5 (Stopping in zones for particular vehicles) applies to a length of road and there are parking bays on the length of road, the sign applies only to the parking bays, unless information on or with the sign indicates otherwise.
- (2) If a parking control sign applies to a length of road, the sign is at the side of the road, and there are no parking bays to which the sign applies, then, unless information on or with the sign indicates otherwise, the sign applies to—
  - (a) any shoulder of the road on that side of the road; and

- (b) the part of the road on the length of road that extends from the far side of the road (excluding any road related area) on that side of the road for—
- (i) if the sign, or information on or with the sign, includes the words ‘angle parking’ or ‘angle’—6m; or
  - (ii) in any other case—3m.

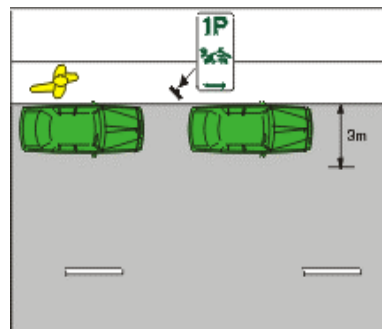
**Example 1**

Part of a road to which a parking control sign indicating angle parking applies



**Example 2**

Part of a road to which a parking control sign (except a sign indicating angle parking) applies



- (3) If a parking control sign applies to a length of road, the sign is at the centre of the road or on a dividing strip, and there are no parking bays to which the sign applies, then, unless information on or with the sign indicates otherwise, the sign applies to—
- (a) if the sign is at the centre of the road, but not on a dividing strip—the part of the road on that length of road that extends 3m from the centre of the road on each side of the road; or
  - (b) if the sign is on a dividing strip—the dividing strip on that length of road and the part of the road on that length of road that extends 3m from each edge of the dividing strip.

### **335 Traffic control device applying to area**

- (1) A traffic control device (except a road marking) applies to an area if—
- (a) it is in the area; and
  - (b) the device, the position of the device, or information on or with the device, indicates that the device applies to the area.
- (2) A traffic control device (except a road marking) also applies to an area if—
- (a) there is an identical kind of traffic control device (the *first traffic control device*) on each road into the area; and
  - (b) the traffic control device is a traffic control device applying to an area, or information on or with the device indicates that it applies to an area; and

- (c) information on or with a traffic control device on each road out of the area indicates that the first traffic control device no longer applies or that the area has ended.

**Examples—traffic control devices applying to an area**

- 1 a school zone sign (in some circumstances—see s 23)
- 2 a shared zone sign
- 3 a no stopping sign or no parking sign with the word ‘area’
- 4 a permissive parking sign with the words ‘parking area’
- 5 an end no parking area sign
- 6 an end no stopping area sign
- 7 an end parking area sign

- (3) A road marking applies to an area if—
- (a) it is on the surface of the area; and
  - (b) the road marking, the position of the road marking, or information in or with the road marking, indicates that the road marking applies to the area.
- (4) However, a traffic control device does not apply to an area if information on or with the device expressly indicates that the device does not apply to the area.
- (5) A parking control sign that applies to an area applies to parking bays on each length of road in the area, and to other parts of each length of road, as if it were a parking control sign that applied only to that length of road.
- (6) In this section:

**device**, in subsection (1) (b), includes another traffic control device.

**road**, in subsection (2) (a) and (c) and for an area of road, does not include a road related area.

**road marking**, in subsection (3) (b), includes another traffic control device.

**336 How separated footpath sign and separated footpath road marking apply**

- (1) A separated footpath sign, or separated footpath road marking, on a footpath applies in the way set out in this section.
- (2) The part of the footpath to the left of the centre of the footpath is designated—
  - (a) if a pedestrian symbol is on the left side of the sign or the path—for the use of pedestrians; or
  - (b) if a bicycle symbol is on the left side of the sign or the path—for the use of bicycles.
- (3) The part of the footpath to the right of the centre of the footpath is designated—
  - (a) if a pedestrian symbol is on the right side of the sign or the path—for the use of pedestrians; or
  - (b) if a bicycle symbol is on the right side of the sign or the path—for the use of bicycles.

**Division 20.3 Application of traffic control devices to people**

**337 Purpose—div 20.3**

This division explains when a traffic control device applies to a person.

**338 Reference to traffic control device—application to people**

In applying this regulation to a person, unless the contrary intention appears, a reference to a traffic control device is a reference to a traffic control device applying to the person.



**339 When traffic control device applies to person—basic rules**

- (1) A traffic control device applies to a person if—
  - (a) the device applies to the person under a provision of this division; or
  - (b) the device, the position of the device, or information on or with the device, indicates that the device applies to the person.
- (2) A traffic control device does not apply to a person if information on or with the device expressly indicates that it does not apply to the person.
- (3) Subsection (2) applies despite any other provision of this division.
- (4) In subsection (1) (b):  
*device* includes another traffic control device.

**340 Traffic control device (except road marking and parking control sign)**

- (1) A traffic control device (except a road marking or parking control sign) applies to a person if—
  - (a) the device faces the person; or
  - (b) the person has passed the device and the device faced the person as the person approached it.

- (2) However, the device does not apply to the person if the position of the device indicates that it does not apply to the person.

**Examples**

- 1 If a driver is driving in a marked lane of a multi-lane road, a traffic lane arrow above another marked lane does not apply to the driver.
- 2 If a driver is turning left using a slip lane at an intersection, a traffic light on the right side of the painted island or traffic island that separates the slip lane from other parts of the road does not apply to the driver.
- 3 If a driver is driving on a two-way road, a speed limit sign facing only traffic travelling in the opposite direction does not apply to the driver.

**341 Road marking**

A road marking on the surface of a road applies to a person on the road unless the position of the road marking indicates that it does not apply to the person.

**Examples**

- 1 If a driver is driving on a road that is not a multi-lane road or one-way road, a road marking to the right of the centre of the road does not apply to the driver.
- 2 If a driver is driving in a marked lane of a multi-lane road, a road marking in another marked lane does not apply to the driver.
- 3 At an intersection, or on a roundabout, road markings indicating the edge of a marked lane for use by traffic coming from another direction do not apply to the driver.

**342 Traffic sign (except parking control sign) applying to length of road**

- (1) A traffic sign (except a parking control sign) that applies to a length of road and to drivers applies to a driver driving on the length of road if the driver is driving in the same direction as a driver on the road who faces the sign before passing it.
- (2) A traffic sign that applies to a length of road and to pedestrians applies to a pedestrian travelling on the length of road if the pedestrian is travelling in the same direction as a pedestrian on the road who faces the sign before passing it.

- (3) The traffic sign applies to the driver or pedestrian even though the driver or pedestrian does not pass the sign.

**Example**

If a driver turns from a side road or private land onto a length of road to which a traffic sign applies, the traffic sign applies to the driver even though the driver does not pass the sign.

**343 Traffic sign (except parking control sign) applying to area**

- (1) A traffic sign (except a parking control sign) that applies to an area and to drivers applies to a driver driving on any road in the area.
- (2) A traffic sign that applies to an area and to pedestrians applies to a pedestrian on any road in the area.
- (3) The traffic sign applies to the driver or pedestrian even though the driver or pedestrian does not pass the sign.

**Example**

The shared zone signs on the roads into a shared zone apply to a driver who starts a journey inside the shared zone.

**344 Traffic control device applying to driver in marked lane**

A traffic control device applying to a marked lane applies to a driver approaching, in or leaving the marked lane unless the position of the device indicates that it does not apply to the driver.

**Example**

An overhead lane control device above a marked lane that the driver does not face as the driver approaches it does not apply to the driver.

**345 Traffic control device applying to driver in slip lane**

A traffic control device applying to a slip lane applies to a driver approaching, in or leaving the slip lane.

### 346 Parking control sign

- (1) A parking control sign that applies to a length of road applies to a driver on the length of road.
- (2) A parking control sign that applies to an area applies to a driver in the area.
- (3) A parking control sign applies to a driver mentioned in subsection (1) or (2) even though the driver does not pass the sign.

## Division 20.4 Prescribed traffic control devices

### 346A Preventing prescribed traffic control device being clearly visible

- (1) A person must not (except with the approval of the road transport authority) place anything in a position that prevents, or is likely to prevent, a prescribed traffic control device from being clearly visible to the road users to whom it is intended to apply.

*Note* **Prescribed traffic control device**—see the [Act](#), dictionary and the [Road Transport \(Safety and Traffic Management\) Regulation 2017](#), s 11.

Maximum penalty: 20 penalty units.

- (2) The road transport authority, a police officer or an authorised person may—
  - (a) orally or in writing, direct a person who has contravened subsection (1) by placing something to remove the thing within a stated reasonable time; or
  - (b) remove the thing.
- (3) If a person is given a direction under subsection (2) (a), the person must comply with the direction.

Maximum penalty: 20 penalty units.

## Part 21                      General

### 347            **Meaning of abbreviations and symbols**

Schedule 1 (Abbreviations and symbols) provides the meaning of certain abbreviations and symbols used in this regulation and on traffic control devices and traffic-related items.

### 348            **Reference to driver doing something etc**

If the context permits, a reference in this regulation to a driver doing or not doing something is a reference to the driver causing the driver's vehicle to do or not to do the thing.

**Example**

The reference in s 27 to a driver turning left at an intersection is a reference to the driver causing the driver's vehicle to turn left at the intersection.

### 349            **Reference to certain kind of road**

A reference in this regulation to a road of a particular kind is a reference to a road of that kind at any relevant place.

**Example**

Section 31 deals with a driver starting a right turn at an intersection from a road (except a multi-lane road). The section applies to a particular driver only if the road from which the driver is turning is not a multi-lane road at the intersection. In applying the section to the driver, it is irrelevant that the road is, or is not, a multi-lane road at another place away from the intersection.

**350 Reference to stopping or parking on length of road etc**

- (1) A driver stops or parks on a length of road, or in an area, if the driver stops or parks the driver's vehicle so any part of the vehicle is on the length of road or in the area.
- (2) A driver stops or parks within a particular distance from, before, or after, something if the driver stops or parks the driver's vehicle so any part of the vehicle is within that distance.

**Example—s (2)**

Section 190 provides that a driver must not stop on a road within 10m before or after a safety zone. The example diagram in s 190 shows a vehicle stopped so part of the vehicle is within 10m of the zone. For s 190, the vehicle is taken to be stopped within 10m of the zone.

- (3) A driver stops or parks on or across a driveway or other way of access for vehicles if the driver stops or parks the driver's vehicle so that any part of the vehicle is on or across the driveway or way of access.

**351 Reference to left and right**

- (1) In applying this regulation to a person, a reference to *left* is a reference to—
  - (a) in relation to the person—the left-hand side of the person; or
  - (b) in relation to a line, sign or anything else—the left-hand side of the line, sign or other thing when viewed from the person's perspective.
- (2) In applying this regulation to a person, a reference to *right* is a reference to—
  - (a) in relation to the person—the right-hand side of the person; or
  - (b) in relation to a line, sign or anything else—the right-hand side of the line, sign or other thing when viewed from the person's perspective.

- (3) A driver drives to the left, or right, of a line, sign or anything else only if the driver's vehicle is completely to the left, or right, of the line, sign or other thing.

### **352 Reference to stopping as near as practicable to place**

A requirement in this regulation for a driver to stop as near as practicable to a place is not complied with only because the driver stops behind a vehicle that has stopped at the place.

#### **Example**

If a driver stops behind a vehicle that has stopped at a stop sign or stop line in accordance with s 67, s 68 or s 121, the driver must, after the vehicle has proceeded, stop at the stop sign or stop line in accordance with the section.

### **353 Reference to pedestrian crossing road**

- (1) If a driver who is turning from a road at an intersection is required to give way to a pedestrian who is crossing the road that the driver is entering, the driver is only required to give way to the pedestrian if the pedestrian's line of travel in crossing the road is essentially perpendicular to the edges of the road the driver is entering—the driver is not required to give way to a pedestrian who is crossing the road the driver is leaving.
- (2) In this regulation, a reference to a pedestrian crossing a road includes a reference to a person who is crossing only part of a road (for example, a person walking to a safety zone or a median strip, or to the middle of a road to display a hand-held stop sign).

## Schedule 1      Abbreviations and symbols

(see s 347)

<b>column 1 item</b>	<b>column 2 abbreviation/symbol</b>	<b>column 3 meaning</b>
1	MON	Monday
2	TUE	Tuesday
3	WED	Wednesday
4	THU	Thursday
5	FRI	Friday
6	SAT	Saturday
7	SUN	Sunday
8	JAN	January
9	FEB	February
10	MAR	March
11	APR	April
12	JUN	June
13	JUL	July
14	AUG	August
15	SEP	September
16	OCT	October
17	NOV	November
18	DEC	December
19	AM	the time after midnight and ending at noon
20	PM	the time after noon and ending at midnight
21	HOLS	holidays
22	MAX	maximum
23	MINS	minutes









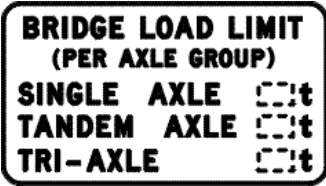





---

<b>column 1 item</b>	<b>column 2 abbreviation/symbol</b>	<b>column 3 meaning</b>
24	PUB	Public
25	VEH	Vehicle
26	t	Tonnes
27	m	Metres
28	km	kilometres
29	km/h	kilometres per hour
30	°	Degree

## Schedule 2 Standard or commonly used traffic signs







(see s 316)






<p>Area speed limit sign (s 22)</p> 	<p>Arrester bed sign (s 101A)</p> 
<p>Bicycle lane sign (s 153, s 252)</p> 	<p>Bicycle parking sign (s 201)</p> 
<p>Bicycle path sign (s 239, s 242, s 252)</p> 	<p>Bridge load limit (gross mass) sign (s 103)</p> 






<p>Bridge load limit (mass per axle group) sign (s 103)</p> 	<p>Bus lane sign (s 154)</p> 
<p>Buses must enter sign (s 107)</p> 	<p>Bus zone sign (s 183)</p> 
<p>Children crossing flag (s 80)</p> 	<p>Children's crossing sign (s 80)</p> 

<p>Clearance sign (s 102)</p> 	<p>Clearway sign (s 176)</p> 
<p>Emergency stopping lane only sign (s 95)</p> 	<p>End area speed limit sign (s 22)</p> 
<p>End bicycle lane sign (s 153)</p> 	<p>End bicycle path sign (s 239)</p> 


<p>End bus lane sign (s 154)</p> 	<p>End clearway sign (s 176)</p> 
<p>End freeway sign (s 97, s 177)</p> 	<p>End keep left unless overtaking sign (s 130)</p> 
<p>End no bicycles sign (s 252)</p> 	<p>End no overtaking or passing sign (s 93)</p> 







<p>End no parking area sign (s 335)</p> 	<p>End no stopping area sign (s 335)</p> 
<p>End parking area sign (s 335)</p> 	<p>End road access sign (s 97, s 229)</p> 
<p>End school zone sign (s 23)</p> 	<p>End separated footpath sign (s 239)</p> 

<p>End shared path sign (s 242)</p> 	<p>End shared zone sign (s 24)</p> 
<p>End speed limit sign (s 21)</p> 	<p>End tram lane sign (s 155)</p> 
<p>End tramway sign (s 155A)</p> 	

<p>End transit lane sign (End transit lane (T2) sign) (s 156)</p> 	<p>End transit lane sign (End transit lane (T3) sign) (s 156)</p> 
<p>End trucks and buses low gear sign (s 108)</p> 	<p>End truck lane sign (s 157)</p> 
<p>End trucks use left lane sign (s 159)</p> 	<p>Freeway sign (s 177)</p> 
<p>Freeway sign (s 177)</p> 	<p>Give way sign (s 69, s 70, s 71, s 122)</p> 



<p>Gross load limit sign (s 103)</p> 	<p>Hand-held stop sign (s 80, s 101)</p> 
<p>Hand-held stop sign (s 80, s 101)</p> 	<p>Hook turn only sign (s 34)</p> 
<p>Keep left sign (s 99)</p> 	<p>Keep left unless overtaking sign (s 130)</p> 


<p>Keep right sign (s 99, s 135)</p> 	<p>Left lane must turn left sign (s 88)</p> 
<p>Left turn on red after stopping sign (s 59)</p> 	<p>Left turn only sign (s 88)</p> 
<p>Level crossing sign (s 120)</p> 	<p>Level crossing sign (s 120)</p> 







<p>Level crossing sign (s 120)</p> 	<p>Loading zone sign (s 179)</p> 
<p>Low clearance sign (s 102)</p> 	<p>Mail zone sign (s 186)</p> 
<p>Median turning lane sign (s 86)</p> 	<p>Minibus zone sign (s 184)</p> 

<p>Motorbike parking sign (s 202)</p> 	<p>No bicycles sign (s 239, s 242, s 252)</p> 
<p>No buses sign (s 106)</p> 	<p>No entry sign (s 100)</p> 
<p>No hook turn by bicycles sign (s 36)</p> 	<p>No left turn sign (Standard sign) (s 91)</p> 
<p>No left turn sign (Variable illuminated message sign) (s 91)</p> 	<p>No overtaking on bridge sign (s 94)</p> 

<p>No overtaking or passing sign (s 93)</p> 	<p>No parking sign (for a length of road) (s 168)</p> 
<p>No parking sign (for an area) (s 168)</p> 	<p>No pedestrians sign (s 228)</p> 
<p>No right turn sign (Standard sign) (s 91)</p> 	<p>No right turn sign (Variable illuminated message sign) (s 91)</p> 







<p>No stopping sign (for a length of road) (s 167)</p> 	<p>No stopping sign (for an area) (s 167)</p> 
<p>No trucks sign (s 104)</p> 	<p>No turns sign (s 90)</p> 
<p>No U-turn sign (Standard sign) (s 39)</p> 	<p>No U-turn sign (Variable illuminated message sign) (s 39)</p> 







<p>One-way sign (s 98)</p> 	<p>One-way sign (s 98)</p> 
<p>Park in bays only sign (s 211)</p> 	<p>Pedestrian crossing sign (s 81)</p> 
<p>Pedestrians may cross diagonally sign (s 230, s 234)</p> 	<p>People with disabilities parking sign (s 203)</p> 






<p>Permissive parking sign (for a length of road) (s 204)</p> 	<p>Permissive parking sign (for a length of road) (s 204)</p> 
<p>Permissive parking sign (for an area) (s 204)</p> 	<p>Permissive parking sign displaying a people with disabilities symbol (for a length of road) (s 203)</p> 
<p>Permissive parking sign displaying a people with disabilities symbol (for an area) (s 203)</p> 	<p>Permit zone sign (s 185)</p> 









<p>Right lane must turn right sign (s 89)</p> 	<p>Right turn only sign (s 89)</p> 
<p>Road access sign (s 97, s 229)</p> 	<p>Roundabout sign (s 109)</p> 
<p>Safety ramp sign (s 101A)</p> 	<p>Safety zone sign (s 162, s 190)</p> 
<p>Separated footpath sign (s 239, s 252)</p> 	<p>School zone sign (s 23)</p> 

<p>Shared path sign (s 242, s 252)</p> 	<p>Shared zone sign (s 24)</p> 
<p>Slow vehicle turn out lane sign (s 130)</p> 	<p>Speed derestriction sign (s 21)</p> 
<p>Speed limit sign (Standard sign) (s 21, s 316)</p> 	<p>Speed limit sign (Variable illuminated message sign) (s 21, s 316)</p> 

<p>Stop here on red arrow sign (s 56)</p> 	<p>Stop here on red signal sign (s 56)</p> 
<p>Stop sign (s 67, s 68, s 121)</p> 	<p>Taxi zone sign (s 182)</p> 
<p>Traffic light-stop sign (s 63)</p> 	<p>Tram lane sign (s 155)</p> 

<p>Tramway sign (s 155A)</p> 	
<p>Transit lane sign (Transit lane (T2) sign) (s 156)</p> 	<p>Transit lane sign (Transit lane (T3) sign) (s 156)</p> 
<p>Truck lane sign (s 157)</p> 	<p>Trucks and buses low gear sign (s 108)</p> 







<p>Trucks must enter sign (s 105)</p> 	<p>Trucks use left lane sign (s 159)</p> 
<p>Truck zone sign (s 180)</p> 	<p>Two-way sign (s 98, s 132, s 136)</p> 
<p>U-turn permitted sign (s 40)</p> 	<p>Works zone sign (s 181)</p> 




## Schedule 3 Other permitted traffic signs

(see s 316)





*Note* The traffic signs in this schedule are alternative versions of the signs in sch 2. These signs are not included in the Australian Standard AS1742 (Manual of Uniform Traffic Control Devices), but are still in use in some jurisdictions.







<p>Area speed limit sign (s 22)</p> 	<p>Area speed limit sign (s 22)</p> 
<p>Area speed limit sign (s 22)</p> 	<p>Bicycle lane sign (s 153, s 252)</p> 









<p>Bicycle lane sign (s 153, s 252)</p> 	<p>Bicycle path sign (s 239, s 242, s 252)</p> 
<p>Bicycle path sign (s 239, s 242, s 252)</p> 	<p>Bridge load limit (mass per axle group) sign (s 103)</p> 
<p>Bridge load limit (mass per axle group) sign (s 103)</p> 	<p>Bus lane sign (s 154)</p> 







<p>Bus lane sign (s 154)</p> 	<p>Bus lane sign (s 154)</p> 
<p>Bus lane sign (s 154)</p> 	<p>Bus lane sign (s 154)</p> 
<p>Bus lane sign (s 154)</p> 	<p>Bus lane sign (s 154)</p> 





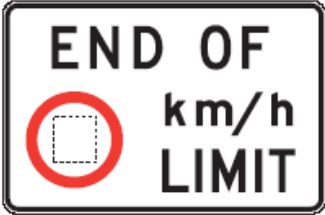








<p>Bus lane sign (s 154)</p> 	<p>Bus lane sign (s 154)</p> 
<p>Buses must enter sign (s 107)</p> 	<p>Bus zone sign (s 183)</p> 
<p>Bus zone sign (s 183)</p> 	<p>Children's crossing sign (s 80)</p> 




<p>End area speed limit sign (s 22)</p> 	<p>End area speed limit sign (s 22)</p> 
<p>End area speed limit sign (s 22)</p> 	<p>End bicycle lane sign (s 153)</p> 
<p>End bicycle path sign (s 239)</p> 	<p>End bicycle path sign (s 239)</p> 







<p>End bus lane sign (s 154)</p> 	<p>End bus lane sign (s 154)</p> 
<p>End bus lane sign (s 154)</p> 	<p>End bus lane sign (s 154)</p> 
<p>End freeway sign (s 97, s 177)</p> 	<p>End freeway sign (s 97, s 177)</p> 
<p>End freeway sign (s 97, s 177)</p> 	<p>End freeway sign (s 97, s 177)</p> 

<p>End freeway sign (s 97, s 177)</p> 	<p>End keep left unless overtaking sign (s 130)</p> 
<p>End school zone sign (s 23)</p> 	<p>End school zone sign (s 23)</p> 
<p>End school zone sign (s 23)</p> 	<p>End school zone sign (s 23)</p> 







<p>End separated footpath sign (s 239)</p> 	<p>End shared path sign (s 242)</p> 
<p>End shared zone sign (s 24)</p> 	<p>End shared zone sign (s 24)</p> 
<p>End speed limit sign (s 21)</p> 	







<p>End tram lane sign (s 155)</p> 	<p>End transit lane sign (s 156)</p> 
<p>End truck lane sign (s 157)</p> 	<p>End trucks and buses low gear sign (s 108)</p> 
<p>Freeway sign (s 177)</p> 	<p>Freeway sign (s 177)</p> 

<p>Freeway sign (s 177)</p> 	<p>Freeway sign (s 177)</p> 	
<p>Freeway sign (s 177)</p> 	<p>Freeway sign (s 177)</p> 	
<p>Freeway sign (s 177)</p> 	<p>Hand-held stop sign (s 80, s 101)</p> 	
<p>Hand-held stop sign (s 80, s 101)</p> 	<p>Hand-held stop sign (s 80, s 101)</p> 	<p>Hand-held stop sign (s 80, s 101)</p> 







<p>Keep right sign (s 99, s 135)</p> 	<p>Left lane must turn left sign (s 88)</p> 
<p>Left turn only sign (s 88)</p> 	<p>Left turn only sign (s 99, s 135)</p> 
<p>Loading zone sign (s 179)</p> 	<p>Loading zone sign (s 179)</p> 







<p>Median turning lane sign (s 86)</p> 	<p>No bicycles sign (s 239, s 242, s 252)</p> 
<p>No entry sign (s 100)</p> 	<p>No entry sign (s 100)</p> 
<p>No entry sign (s 100)</p> 	<p>No entry sign (s 100)</p> 

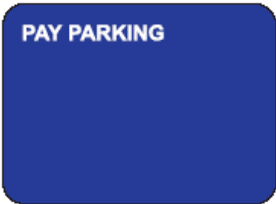





<p>No left turn sign (Standard sign) (s 91)</p> 	<p>No left turn sign (Variable illuminated message sign) (s 91)</p> 
<p>No overtaking on bridge sign (s 94)</p> 	<p>No parking sign (for a length of road) (s 168)</p> 
<p>No parking sign (for a length of road) (s 168)</p> 	<p>No parking sign (for a length of road) (s 168)</p> 







<p>No parking sign (for a length of road) (s 168)</p>  <p>A rectangular sign with a red border. The text 'PARKING VEHICLES ONLY' is written in red, with 'PARKING' on the top line, 'VEHICLES' on the second line, and 'ONLY' on the third line. A red arrow at the bottom points to the right.</p>	<p>No parking sign (for an area) (s 168)</p>  <p>A rectangular sign with a white background and a black border. It features a red circle with a diagonal slash over a black letter 'P'. Below this symbol, the words 'NO PARKING' and 'AREA' are written in black, stacked vertically.</p>
<p>No parking sign (for an area) (s 168)</p>  <p>A rectangular sign with a red border. The text 'NO PARKING' is written in red on the top line, and '[THIS AREA]' is written in red on the bottom line. A red arrow at the bottom points to the right.</p>	<p>No parking sign (for an area) (s 168)</p>  <p>A rectangular sign with a red top half and a white bottom half, separated by a horizontal line. The words 'RESTRICTED PARKING AREA' are written in white on the red background.</p>
<p>No right turn sign (Standard sign) (s 91)</p>  <p>A rectangular sign with a black background and a white border. It features a red circle with a diagonal slash over a black right-turn arrow symbol. Below the symbol, the words 'NO RIGHT TURN' are written in white, stacked vertically.</p>	<p>No right turn sign (Variable illuminated message sign) (s 91)</p>  <p>A rectangular sign with a black background. It features a red circle with a diagonal slash over a right-turn arrow symbol, formed by red dots. Below the symbol, the words 'NO RIGHT TURN' are written in white, stacked vertically.</p>

<p>No right turn sign (s 91)</p> 	<p>No stopping sign (for a length of road) (s 167)</p> 
<p>No stopping sign (for a length of road) (s 167)</p> 	<p>No stopping sign (for a length of road) (s 167)</p> 
<p>No stopping sign (for an area) (s 167)</p> 	<p>No stopping sign (s 167)</p> 




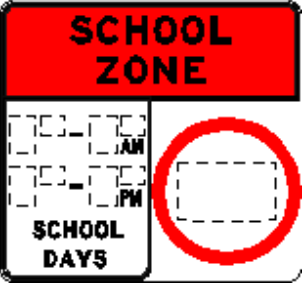


<p>No U-turn sign (Standard sign) (s 39)</p> 	<p>No U-turn sign (Variable illuminated message sign) (s 39)</p> 
<p>No wheeled recreational devices or toys sign (s 240A)</p> 	<p>No wheeled recreational devices or toys sign (s 240A)</p> 
<p>One-way sign (s 98)</p> 	<p>Pedestrians may cross diagonally sign (s 230, 234)</p> 







<p>Permissive parking sign (for a length of road) (s 204)</p> 	<p>Permissive parking sign (for a length of road) (s 204)</p> 
<p>Permissive parking sign (for a length of road) (s 204)</p> 	<p>Permissive parking sign (for a length of road) (s 204)</p> 
<p>Permissive parking sign (for an area) (s 204)</p> 	<p>Permissive parking sign (for an area) (s 204)</p> 






<p>Permissive parking sign (for an area) (s 204)</p> 	<p>Permissive parking sign (for an area) (s 204)</p> 
<p>Permit zone sign (s 185)</p> 	<p>Permit zone sign (s 185)</p> 
<p>Right lane must turn right sign (s 89)</p> 	<p>Right turn only sign (s 89)</p> 







<p>Right turn only sign (s 89)</p> 	<p>Road access sign (s 97, s 229)</p> 
<p>Road access sign (s 97, s 229)</p> 	<p>School zone sign (s 23)</p> 
<p>School zone sign (s 23)</p> 	<p>School zone sign (s 23)</p> 









<p>School zone sign (s 23)</p> 	<p>School zone sign (s 23)</p> 
<p>School zone sign (s 23)</p> 	<p>School zone sign (s 23)</p> 
<p>School zone sign (s 23)</p> 	<p>School zone sign (s 23)</p> 

<p>School zone sign (s 23)</p> 	<p>Separated footpath sign (s 239, s 252)</p> 
<p>Shared path sign (s 242, s 252)</p> 	<p>Shared zone sign (s 24)</p> 
<p>Shared zone sign (s 24)</p> 	<p>Stop here on red signal sign (s 56)</p> 



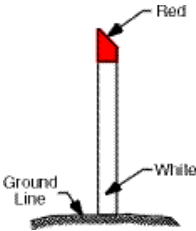
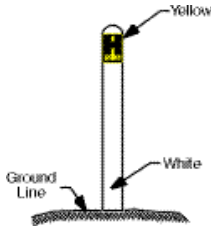
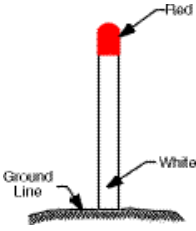

<p>Taxi zone sign (s 182)</p> 	<p>Taxi zone sign (s 182)</p> 
<p>Taxi zone sign (s 182)</p> 	<p>Taxi zone sign (s 182)</p> 
<p>Tram lane sign (s 155)</p> 	







<p>Transit lane sign (s 156)</p> 	<p>Transit lane sign (s 156)</p> 
<p>Truck arrester bed (s 101A)</p> 	<p>Truck arrester bed (s 101A)</p> 
<p>Trucks and buses low gear sign (s 108)</p> 	<p>Trucks and buses low gear sign (s 108)</p> 

<p>Trucks must enter sign (s 105)</p> 	<p>Trucks must enter sign (s 105)</p> 
<p>Trucks use left lane sign (s 159)</p> 	<p>Truck zone sign (s 180)</p> 
<p>Two-way sign (s 98, s 132, s 136)</p> 	<p>Works zone sign (s 181)</p> 

## Schedule 4 Symbols and traffic-related items




(see s 320)

<p>Do not overtake turning vehicle sign (s 28, s 32, s 143)</p> 	<p>Do not overtake turning vehicle sign (s 28, s 32, s 143)</p> 
<p>Fire hydrant indicator (example) (s 194)</p> 	<p>Fire hydrant indicator (example) (s 194)</p> 
<p>Fire plug indicator (example) (s 194)</p> 	<p>Give way to buses sign (s 77)</p> 

<p>Green bicycle symbol (s 260)</p> 	<p>Green pedestrian symbol (s 231)</p> 
<p>People with disabilities symbol (s 203)</p> 	<p>People with disabilities symbol (s 203)</p> 
<p>Red bicycle symbol (s 260)</p> 	<p>Red pedestrian symbol (s 231, s 235A)</p> 

**Schedule 4**      Symbols and traffic-related items

---

<p>White B light (s 285)</p> 	<p>White T light (s 278)</p> 
<p>Yellow bicycle symbol (s 261)</p> 	



---

## Dictionary

(see s 3)

*Note 1* The [Legislation Act](#) contains definitions and other provisions relevant to this regulation.

*Note 2* For example, the [Legislation Act](#), dict, pt 1 defines the following terms:

- ambulance service
- AS
- AS/NZS
- Commonwealth
- contravene
- corrections officer
- exercise
- fire and rescue service
- medical practitioner
- police officer
- public holiday
- rural fire service
- SES
- the Territory.

*Note 3* Terms used in this regulation have the same meaning that they have in the [Road Transport \(Safety and Traffic Management\) Act 1999](#) (see [Legislation Act](#), s 148). For example, the following terms are defined in the [Road Transport \(Safety and Traffic Management\) Act 1999](#), dict:

- authorised person
- indicated on
- prescribed traffic control device (see also [Road Transport \(Safety and Traffic Management\) Regulation 2017](#), s 11)
- traffic offence detection device.

*Note 4* The *Road Transport (General) Act 1999* contains definitions relevant to this regulation. For example, the following terms are defined in the *Road Transport (General) Act 1999*, dictionary:

- another jurisdiction
- bicycle
- combination
- jurisdiction
- learner licence
- provisional licence
- responsible person
- ride
- road
- road related area
- road transport authority (or authority) (see s 16)
- trailer
- use (in relation to a vehicle).

***adjacent land***, for a road, means land next to the road (whether or not it adjoins the road), but does not include a road or road related area.

***ADR***—see the *Road Transport (Vehicle Registration) Regulation 2000*, schedule 1 (Light vehicle standards), section 1.10.

***affixed to***, in relation to a vehicle—see section 300 (3A).

***alcohol interlock device***—see section 221 (2).

***angle parking*** means parking in accordance with section 210.

***approaching***, for a driver, means approaching from any direction.

***approved bicycle helmet*** means a protective helmet for bicycle riders approved by the road transport authority under the *Road Transport (Safety and Traffic Management) Regulation 2017*, section 73 (1) (a).

***approved child restraint*** means a child restraint approved by the road transport authority under the *Road Transport (Safety and Traffic Management) Regulation 2017*, section 73 (1) (c).

**approved e-payment method**—see the *Road Transport (Safety and Traffic Management) Regulation 2017*, section 36.

**approved seatbelt** means a seatbelt that complies with ADR 4 or ADR 68.

**area** includes—

- (a) a bridge; and
- (b) a network of roads; and
- (c) a slip lane.

**area of operations**, for a parking authority—see the *Road Transport (Safety and Traffic Management) Regulation 2017*, section 33.

**axle group**—see the *Road Transport (Vehicle Registration) Regulation 2000*, dictionary.

**bicycle crossing light** means a green bicycle crossing light, yellow bicycle crossing light or red bicycle crossing light.

**bicycle crossing lights** means a device designed to show a bicycle crossing light, or 2 or more bicycle crossing lights at different times.

**bicycle hook turn storage area** means an area between an intersection and a marked foot crossing, or if there is no marked foot crossing, a stop line, before the intersection that has painted on it 1 or more bicycle symbols and 1 or more right traffic lane arrows, and includes any line that delineates the right side of the area, and any line that delineates the left side of the area that is not also a stop line or part of a marked foot crossing and excludes any bicycle storage area.

**bicycle lane**—see section 153 (4).

**bicycle path**—see section 239 (4).

**bicycle path road marking**—see section 239 (4).

**bicycle storage area**—

- (a) means an area of a road before an intersection with traffic lights—
  - (i) that has painted on it 1 or more bicycle symbols; and
  - (ii) that is between 2 parallel stop lines, regardless of whether the lines are of equal length; and
  - (iii) that opens out from a bicycle lane; but
- (b) does not include any stop line.

**bicycle symbol** means a symbol consisting of a picture of a bicycle.

**bicycle trailer**—see section 257 (2).

**B light** means a red, white or yellow B light.

**B lights** means a device designed to show a B light, or 2 or more B lights at different times.

**built-up area**, in relation to a length of road, means an area in which either of the following is present for a distance of at least 500m or, if the length of road is shorter than 500m, for the whole road:

- (a) buildings, not over 100m apart, on land next to the road;
- (b) street lights not over 100m apart.

**bus** means a motor vehicle built mainly to carry people that seats over 12 adults (including the driver), but does not include a light rail vehicle.

**bus lane**—see section 154 (2).

**bus zone**—see section 183 (3).

**centre of the road**, for a driver on a two-way road, means the far right side of the part of the road used by traffic travelling in the same direction as the driver.

**changes direction**—see section 45 (1).

***changes direction to the left***—see section 45 (2).

***changes direction to the right***—see section 45 (3).

***children’s crossing***—see section 80 (6).

***continuing road***, for a T-intersection, means the road (except a road related area) that meets the terminating road at the T-intersection.

***corrections vehicle*** means any vehicle driven by a person who is—

- (a) a corrections officer; and
- (b) driving the vehicle in the course of the person’s duties as a corrections officer.

***crash*** includes—

- (a) a collision between 2 or more vehicles; or
- (b) any other accident or incident involving a vehicle in which a person is killed or injured, property is damaged, or an animal in someone’s charge is killed or injured.

***crossing*** means a children’s crossing, level crossing, marked foot crossing or pedestrian crossing.

***demand responsive service vehicle***—see the [Road Transport \(Public Passenger Services\) Act 2001](#), section 81.

***dividing line*** means a road marking formed by a line, or 2 parallel lines, whether broken or continuous, designed to indicate the parts of the road to be used by vehicles travelling in opposite directions.

***dividing strip*** means an area or structure that divides a road lengthways, but does not include a nature strip, bicycle path, footpath or shared path.

***drawbar***—see the [Road Transport \(Vehicle Registration\) Regulation 2000](#), dictionary.

***drive*** includes be in control of.

***driver***—see section 16 and section 19.

***driver's vehicle***, for a driver, means the vehicle being driven by the driver.

***edge line***, for a road, means a line marked along the road at or near the far left or far right side of the road (except any road related area of the road).

***emergency stopping lane***—see section 95 (3).

***emergency vehicle*** means any vehicle driven by a person who is—

- (a) an emergency worker; and
- (b) driving the vehicle in the course of the person's duties as an emergency worker.

***emergency worker*** means—

- (a) a member of the ambulance service rendering or providing transport for sick or injured people; or
- (b) a member of the ambulance service, the fire and rescue service, the rural fire service or the SES providing transport in an emergency; or
- (c) a person who is declared by the road transport authority under the [Road Transport \(Safety and Traffic Management\) Regulation 2017](#), section 73 (2) (Approval etc by road transport authority) to be an emergency worker.

***enclosed***, for a part of a trailer—see section 298 (3).

***enter*** an intersection or crossing, for the driver of a vehicle or a train, means enter the intersection or crossing with any part of the vehicle or train.

***footpath*** means an area open to the public that is designated for, or has as 1 of its main uses, use by pedestrians.

***freeway***—see section 177 (2).

***front fog light***—see section 217 (2).

**give way**, for a driver or pedestrian, means—

- (a) if the driver or pedestrian is stopped—remain stationary until it is safe to proceed; or
- (b) in any other case—slow down and, if necessary, stop to avoid a collision.

**give way line** means a broken line that is marked across all or part of a road and is not part of a marked foot crossing.

**green bicycle crossing light** means an illuminated green bicycle symbol as shown in the diagram in schedule 4.

**green pedestrian light** means—

- (a) an illuminated green pedestrian symbol; or
- (b) the word ‘walk’ illuminated in green (whether or not flashing).

**green pedestrian symbol** means a symbol consisting of a picture of a pedestrian as shown in the diagram in green in schedule 4.

**green traffic arrow** means an illuminated green arrow.

**green traffic light** means an illuminated green disc.

**gross vehicle mass**—see **GVM**.

**GVM** (or **gross vehicle mass**), for a vehicle, means the maximum loaded mass of the vehicle—

- (a) specified by the manufacturer on an identification plate on the vehicle; or
- (b) if there is no specification by the manufacturer on an identification plate on the vehicle or if the specification is not appropriate because the vehicle has been modified—certified by the road transport authority or the corresponding authority of another jurisdiction.

**halfway around**, for a roundabout—see section 110.

***hazard warning lights***—

- (a) means a pair of yellow direction indicator lights that display regular flashes of light at the same time, and at the same rate, as each other, fitted to the vehicle under—
  - (i) for a light vehicle—the *Road Transport (Vehicle Registration) Regulation 2000*, schedule 1 (Light vehicle standards); and
  - (ii) for a heavy vehicle—the *Heavy Vehicle National Law (ACT)*; but
- (b) does not include warning lights fitted, under a law mentioned in paragraph (a), to a bus used for carrying children.

***heavy vehicle***—see the *Heavy Vehicle National Law (ACT)*, section 6.

***high-beam***, for a headlight fitted to a vehicle, means that the headlight is built or adjusted so, when the vehicle is standing on level ground, the top of the main beam of light projected is above the headlight's low-beam.

***hire car***—see the *Road Transport (Public Passenger Services) Act 2001*, section 67.

***hook turn***—see section 34 and section 35.

***intersection*** means the area where 2 or more roads (except any road related area) meet, and includes—

- (a) any area of the roads where vehicles travelling on different roads might collide; and
- (b) the place where any slip lane between the roads meets the road into which traffic on the slip lane may turn;

but does not include any road related area.



**keep clear marking**—see section 96 (2).

**land** includes premises or a part of premises.

**left**, for a person or in relation to something—see section 351 (1) and (3).

**left change of direction signal** means a change of direction signal given in accordance with section 47.

**left traffic lane arrows** means traffic lane arrows applying to a marked lane that indicate only a direction to the left.

**length**, of road, includes—

- (a) a marked lane or a part of a marked lane; and
- (b) another part of a length of road.

**level crossing**—see section 0 (1).

**lift and tow trailer** means a trailer consisting of an axle group and a drawbar designed to support 1 axle group of a vehicle under tow.

**light rail stop**—see the [Road Transport \(Public Passenger Services\) Regulation 2002](#), dictionary.

**light vehicle**—see the [Road Transport \(Vehicle Registration\) Regulation 2000](#), dictionary.

**line of traffic** means—

- (a) 2 or more vehicles travelling in line along a road (whether or not the vehicles are actually moving, but not including vehicles in a marked lane); or

- (b) a single vehicle, other than a vehicle that is part of a line of traffic under paragraph (a), that is travelling along a road (whether or not the vehicle is actually moving, but not including a vehicle in a marked lane).

**Examples**

- 1 A vehicle travelling along a road (except in a marked lane) in line behind another vehicle (the *leading vehicle*) forms part of a line of traffic with the leading vehicle.
- 2 A vehicle travelling along a road (except in a marked lane) with no other vehicles in the vicinity constitutes a line of traffic by itself.
- 3 Two vehicles travelling in the same direction on a road (except in a marked lane), but not in line, are 2 lines of traffic.

*loading zone*—see section 179 (3).

*low-beam*, for a headlight fitted to a vehicle, means that the headlight is built or adjusted so, when the vehicle is standing on level ground, the top of the main beam of light projected is—

- (a) not higher than the centre of the headlight, when measured 8m in front of the vehicle; and
- (b) not over 1m higher than the level where the vehicle is standing, when measured 25m in front of the vehicle.

*mail zone*—see section 186 (3).

*marked foot crossing* means an area of a road—

- (a) at a place with pedestrian lights facing pedestrians crossing the road and traffic lights facing vehicles driving on the road; and
- (b) indicated by a different road surface, or between 2 parallel continuous or broken lines, or rows of studs or markers, on the road surface substantially from 1 side of the road to the other.

**Example—different road surface**

The area of road could be indicated by brick paving across a bitumen road.

*marked lane* means an area of a road marked by continuous or broken lines, or rows of studs or markers, on the road surface that is designed for use by a single line of vehicles.

***mechanical signalling device***, in relation to a vehicle, means a device that—

- (a) is fitted to the vehicle; and
- (b) is a mechanical signalling device or turn signal that complies with—
  - (i) for a light vehicle—the [Road Transport \(Vehicle Registration\) Regulation 2000](#), schedule 1 (Light vehicle standards); and
  - (ii) for a heavy vehicle—the [Heavy Vehicle National Law \(ACT\)](#).

***median strip*** means a dividing strip designed or developed to separate vehicles travelling in opposite directions.

***median strip parking area*** means a parking area on or in a median strip.

***medical certificate*** means a certificate that—

- (a) is signed by a medical practitioner; and
- (b) states a date of issue; and
- (c) states an expiry date that is not more than 1 year after the date of issue; and
- (d) has not expired.

***metered parking area***—see the [Road Transport \(Safety and Traffic Management\) Regulation 2017](#), dictionary.

***metered parking sign***—see the [Road Transport \(Safety and Traffic Management\) Regulation 2017](#), dictionary.

***metered parking space***—see the [Road Transport \(Safety and Traffic Management\) Regulation 2017](#), dictionary.

***minibus zone***—see section 184 (2).

**mobility parking scheme authority**—see the *Road Transport (Safety and Traffic Management) Regulation 2017*, dictionary.

**motorbike** means a motor vehicle with 2 wheels, and includes—

- (a) a two-wheeled motor vehicle with a sidecar attached to it that is supported by a third wheel; and
- (b) a motor vehicle with 3 wheels that is ridden in the same way as a motor vehicle with 2 wheels.

**motorised scooter**—see section 244A (1).

**motor vehicle** means a vehicle (other than a motorised scooter) that is built to be propelled by a motor that forms part of the vehicle.

**multi-lane road**, for a driver, means a one-way road, or a two-way road, with 2 or more marked lanes (except bicycle lanes) that are—

- (a) on the side of the dividing line or median strip where the driver is driving; and
- (b) for the use of vehicles travelling in the same direction.

**nature strip** means an area between—

- (a) a road (as defined in the *Road Transport (General) Act 1999*, dictionary); and
- (b) adjacent land;

but does not include a bicycle path, footpath or shared path.

**night** means the period between sunset on 1 day and sunrise on the next day.

**no bicycles road marking** means a road marking consisting of a bicycle symbol with a diagonal line across it, or the words ‘no bicycles’, or both the symbol and the words.

**obstruction** includes a traffic hazard, but does not include a vehicle only because the vehicle is stopped in traffic or is travelling more slowly than other vehicles.

***oncoming vehicle***, for a driver, means a vehicle approaching the driver travelling in the opposite direction to the direction in which the driver is driving.

***one-way road*** means a road with 1 or more marked lanes, all of which are for the use of vehicles travelling in the same direction.

***overhead lane control device*** means an overhead lane control sign or signal.

***overhead lane control sign*** means a traffic sign displaying a red diagonal cross that is installed on a structure over a road or part of a road.

***overhead lane control signal*** means—

- (a) an illuminated red diagonal cross (whether or not flashing); or
- (b) an illuminated white, green or yellow arrow pointing downwards or indicating 1 or more directions.

***overhead lane control signals*** means a device on a structure over a road, or part of a road, that is designed to display an overhead lane control signal, or 2 or more overhead lane control signals.

***oversize vehicle*** means a vehicle with a dimension that, including the dimension of any load, exceeds a relevant dimension limit under—

- (a) the *Heavy Vehicle National Law (ACT)*; or
- (b) the *Road Transport (Vehicle Registration) Regulation 2000*.

***overtake***, for a driver, means the action of—

- (a) approaching from behind another driver travelling in the same marked lane or line of traffic; and
- (b) moving into an adjacent marked lane or part of the road on which there is room for a line of traffic (whether or not the lane or part of the road is for drivers travelling in the same direction); and
- (c) passing the other driver while travelling in the adjacent marked lane or line of traffic.

***painted island*** means an area of a road—

- (a) that has painted on it stripes or chevrons in white or another colour that contrasts with the colour of the road; and
- (b) that is surrounded either—
  - (i) by a line or lines (whether broken or continuous); or
  - (ii) partly by a combination of a line or lines (whether broken or continuous) and partly by a kerb or by a structure on or next to the road.

***park***, for a driver, includes stop and allow the driver's vehicle to stay (whether or not the driver leaves the vehicle).

***parking area*** means a length of road or area designed for parking vehicles.

***parking area for people with disabilities***—see section 203 (2).

***parking authority***—see the [Road Transport \(Safety and Traffic Management\) Regulation 2017](#), dictionary.

***parking bay*** means an area for parking a single vehicle (other than a combination) that is indicated by—

- (a) road markings consisting of lines, studs or other similar devices; or
- (b) a different road surface.

---

***parking control sign*** means any of the following:

- (a) a bicycle parking sign;
- (b) a bus zone sign;
- (c) a clearway sign;
- (ca) an electric vehicle parking sign;
- (d) a loading zone sign;
- (e) a mail zone sign;
- (f) a minibus zone sign;
- (g) a motorbike parking sign;
- (h) a no parking sign;
- (i) a no stopping sign;
- (j) a people with disabilities parking sign;
- (k) a permissive parking sign;
- (l) a permit zone sign;
- (m) a taxi zone sign;
- (n) a truck zone sign;
- (o) a works zone sign.

***parking meter***—see the *Road Transport (Safety and Traffic Management) Regulation 2017*, dictionary.

***parking meter hood***—see the *Road Transport (Safety and Traffic Management) Regulation 2017*, section 11.

***parking permit***—see the *Road Transport (Safety and Traffic Management) Regulation 2017*, dictionary.

***parking permit for people with disabilities*** means a permit, issued under the *Road Transport (Safety and Traffic Management) Regulation 2017*, section 66 (Mobility parking scheme authorities) or the law of another jurisdiction, that includes a people with disabilities symbol.

***parking ticket***—see the *Road Transport (Safety and Traffic Management) Regulation 2017*, dictionary.

***parking ticket machine***—see the *Road Transport (Safety and Traffic Management) Regulation 2017*, dictionary.

***part of the road used by the main body of moving vehicles*** means the area of the road, except—

- (a) any road related area; and
- (b) if the road has 1 or more service roads—the area of any service road.

***pedestrian***—see section 18.

***pedestrian crossing***—see section 81 (3).

***pedestrian level crossing***—see section 235A (1).

***pedestrian lights*** means a device designed to show, at different times, a green pedestrian light or red pedestrian light.

***pedestrian symbol*** means a symbol consisting of a picture of a pedestrian.

***people with disabilities road marking***—see section 203 (2) (c).

***people with disabilities symbol*** means a picture of a person seated in a wheelchair as shown in the diagrams in schedule 4.

***permit zone***—see section 185 (2).

***personal mobility device***—see section 18A.



---

***police vehicle*** means any vehicle driven by a person who is—

- (a) a police officer; and
- (b) driving the vehicle in the course of the police officer's duties as a police officer.

***portable warning triangle*** means a portable warning triangle that—

- (a) is in the form of an equilateral triangle; and
- (b) has a minimum height of 300mm; and
- (c) has, on the front and back, red reflecting sheeting or material, or 9 red reflectors arranged in a triangular shape, causing a red reflection that would be clearly visible to a driver at night when the upper beam of light from any headlight on the vehicle (complying with the relevant provisions to the [Road Transport \(Vehicle Registration\) Regulation 2000](#)), schedule 1 (Light vehicle standards) is projected directly onto the sign from a distance of 200m; and
- (d) is of a robust and durable construction, capable of being readily erected to stand in an upright position and capable of remaining unaffected (to any material degree) by any reasonable force of wind or variation in weather conditions.

***postal vehicle*** means a vehicle driven by a person who is—

- (a) a postal worker for the provision; and
- (b) driving the vehicle in the course of the postal worker's duties as a postal worker.

***postal worker*** means a person who delivers letter mail and parcels within Australia, on behalf of Australia Post, as an employee or as a contractor.

***public bus***—see the [Road Transport \(Public Passenger Services\) Act 2001](#), dictionary.

***public minibus*** means a vehicle that is declared to be a public minibus under another territory law.

**rear fog light**—see section 217 (2).

**red bicycle crossing light** means an illuminated red bicycle symbol (whether or not flashing) as shown in the diagram in schedule 4.

**red B light** means an illuminated red B.

**red pedestrian light** means—

- (a) an illuminated red pedestrian symbol (whether or not flashing);  
or
- (b) the words ‘dont walk’ illuminated in red (whether or not flashing).

**red pedestrian symbol** means a symbol consisting of a picture of a pedestrian as shown in the diagram in red in schedule 4.

**red T light** means an illuminated red T.

**red traffic arrow** means an illuminated red arrow.

**red traffic light** means an illuminated red disc.

**regular route service**—see the [Road Transport \(Public Passenger Services\) Act 2001](#), section 12 (What is a regular route service?).

**relevant parking fee**, for parking on a length of road or in an area—see the [Road Transport \(Safety and Traffic Management\) Regulation 2017](#), dictionary.

**rider**—see section 17.

**rideshare vehicle**—see the [Road Transport \(Public Passenger Services\) Act 2001](#), section 60A.

**right**, for a person or in relation to something—see section 351 (2) and (3).

**right change of direction signal** means a change of direction signal given in accordance with section 49.

**right traffic lane arrows** means traffic lane arrows applying to a marked lane that indicate only a direction to the right.

**road**—see section 12.

**road marking** means a word, figure, symbol, mark, line, raised marker or stud, or something else, on the surface of a road to direct or warn traffic, but does not include a painted island.

**road train**—see the *Heavy Vehicle National Law (ACT)*, section 5.

**road user**—see section 14.

**roundabout**—see section 0.

**safety zone**—see section 162 (2).

**school zone**—see section 23 (2).

**scooter**—see section 244A (1).

**semitrailer**—see the *Road Transport (Vehicle Registration) Regulation 2000*, dictionary.

**separated footpath**—see section 239 (4).

**separated footpath road marking**—see section 239 (4).

**service road** means the part of a road that—

- (a) is separated from other parts of the road by a dividing strip that is not designed or developed, wholly or mainly, to separate vehicles travelling in opposite directions; and
- (b) is—
  - (i) designed or developed to be used, wholly or mainly, by traffic servicing adjacent land; or
  - (ii) indicated to be a service road by information on or with a traffic control device on the road.

**shared path**—see section 242 (2).

**shared zone**—see section 24 (2).

**sheriff's officer**—see the *Court Procedures Act 2004*, section 40.

**sheriff's vehicle** means any vehicle driven by a person who is—

- (a) a sheriff's officer; and
- (b) driving the vehicle in the course of the sheriff's officer's duties as a sheriff's officer.

**shoulder**, of a road—

- (a) includes any part of the road that is not designed to be used by motor vehicles in travelling along the road, and includes—
  - (i) for a kerbed road—any part of the kerb; and
  - (ii) for a sealed road—any unsealed part of the road, and any sealed part of the road outside an edge line on the road; but
- (b) does not include a bicycle path, footpath or shared path.

**slip lane** means an area of road for vehicles turning left that is separated, at some point, from other parts of the road by a painted island or traffic island, but not by a median strip.

**special purpose lane** means a marked lane, or the part of a marked lane, that is a bicycle lane, bus lane, emergency stopping lane, tram lane, transit lane or truck lane.

**speed limited area**—see section 22 (2).

**stop**, for a driver, includes park but does not include stop to reverse the driver's vehicle into a parking bay or other parking space.

**stop line** means a continuous line that—

- (a) is marked across all or part of a road; and
- (b) is not part of a marked foot crossing, a keep clear marking or a bicycle storage area for hook turns.

**straight ahead** includes substantially straight ahead.

**T-intersection** means an intersection, other than a roundabout, where 2 roads meet (whether or not at right angles) and 1 of the roads ends.

**T light** means a red T light, white T light or yellow T light.

**T lights** means a device designed to show a T light, or 2 or more T lights at different times.

**taxi**—see the [Road Transport \(Public Passenger Services\) Act 2001](#), section 45 (Meaning of *taxi*).

**taxi zone**—see section 182 (2).

**terminating road**, for a T-intersection, means—

- (a) if a road (except a road related area) at the intersection is designated by traffic signs or road markings, or in another way, as a road that ends at the intersection—that road; or
- (b) in any other case—a road (except a road related area) that ends at the intersection.

**ticket parking area**—see the [Road Transport \(Safety and Traffic Management\) Regulation 2017](#), dictionary.

**ticket parking sign** means a permissive parking sign with the word ‘ticket’ on or with the sign.

**ticket parking space** means a ticket parking space under the [Road Transport \(Safety and Traffic Management\) Regulation 2017](#), section 39.

**tow truck**—see the [Road Transport \(Vehicle Registration\) Regulation 2000](#), dictionary.

**tractor**—see the [Road Transport \(Vehicle Registration\) Regulation 2000](#), dictionary.

**traffic** includes vehicles and pedestrians.

**traffic arrow** means a green, white or red traffic arrow, or a yellow traffic arrow (whether or not flashing).

**traffic arrows** means a device designed to show a traffic arrow, or 2 or more traffic arrows at different times.

**traffic control device** means a traffic sign, road marking, traffic signals, or other device, to direct or warn traffic on, entering or leaving a road.

**traffic island** means a structure on a road to direct traffic, but does not include a road marking or painted island.

**traffic lane arrows** means a traffic sign, road marking or device that displays arrows indicating 1 or more directions and is designed to apply to 1 or more marked lanes, but does not include traffic arrows.

**traffic light** means a green traffic light, or a red or yellow traffic light (whether or not flashing).

**traffic lights** means a device designed to show a traffic light, or 2 or more traffic lights in a vertical arrangement and at different times, and includes any traffic arrows installed with or near the device.

**traffic lights pole** means a pole or other structure on which traffic lights are installed.

**traffic-related item** means any of the following:

- (a) a do not overtake turning vehicle sign;
- (b) a give way to buses sign;
- (c) a fire hydrant indicator or fire plug indicator.

**traffic sign** means a board, plate, screen, or another device, whether or not illuminated, displaying words, figures, symbols or anything else to direct or warn traffic on, entering or leaving a road, and includes a children crossing flag, a hand-held stop sign, a parking control sign and a variable illuminated message sign, but does not include traffic signals.

**traffic signals** means bicycle crossing lights, B lights, overhead lane control signals, pedestrian lights, T lights, traffic arrows, traffic lights or twin red or yellow lights.

**tram** includes a light rail vehicle.

**tram lane**—see section 155 (3).

**tram recovery vehicle** means a vehicle used by a tram operator to access and recover disabled trams for which the tram operator is responsible.

**tram stop**—

- (a) means a place on a road at which there is a sign indicating that trams will stop to enable people to get on or off; and
- (b) includes a light rail stop.

**tram tracks** includes a rail designed for a light rail vehicle to run on.

**tramway**—see section 155A (3) and (4).

**transit lane**—see section 156 (2).

**travelling along tram tracks**, for a bus, means being driven along the area where the tram tracks are laid.

**trolley** includes a shopping trolley and any other kind of handcart.

**truck** means a motor vehicle with a GVM over 4.5t, except a bus, tram or tractor.

**truck lane**—see section 157 (2).

**truck zone**—see section 180 (2).

**turning lane** means a marked lane, or the part of a marked lane, for vehicles travelling in one direction to which—

- (a) a left turn only sign, a left lane must turn left sign or left traffic lane arrows apply; or
- (b) a right turn only sign, a right lane must turn right sign or right traffic lane arrows apply; or
- (c) a U-turn permitted sign or U-turn traffic lane arrows apply.

**turn line** means a road marking, at an intersection, consisting of a line (whether broken or continuous) that is designed to indicate how a turn is to be made at the intersection.

***twin red lights*** means a device showing, in a horizontal or diagonal arrangement, 2 illuminated red discs that flash alternately.

***twin yellow lights*** means a device showing, in a horizontal or diagonal arrangement, 2 illuminated yellow discs that flash alternately.

***two-way road*** means a road for use by vehicles travelling in opposite directions.

***U-turn*** means a turn made by a driver so that the driver's vehicle faces in approximately the opposite direction from which it was facing immediately before the turn was made, but does not include a turn made at a roundabout.

***U-turn traffic lane arrows*** means traffic lane arrows applying to a marked lane that indicate only a U-turn direction.

***variable illuminated message device*** means a device designed to display, and to change or turn off from time to time by electronic or optical means, illuminated words, figures, symbols, or anything else, to direct or warn traffic on, entering or leaving a road, but does not include traffic signals.

***variable illuminated message sign*** means the illuminated words, figures, symbols, or other things, displayed at any relevant time on a variable illuminated message device.

***vehicle***—see section 15.

***wheelchair*** means a chair mounted on 2 or more wheels that is built to transport a person who is unable to walk or has difficulty in walking, but does not include a pram, stroller or trolley.



**wheeled recreational device** means a wheeled device, built to transport a person, propelled by human power or gravity, and ordinarily used for recreation or play, and—

- (a) includes rollerblades, rollerskates, a skateboard, scooter (including a motorised scooter, whether or not the motor is operating), unicycle or similar wheeled device; but
- (b) does not include a golf buggy, pram, stroller or trolley, personal mobility device or other motor-assisted device (other than a motorised scooter, whether or not the motor is operating), a bicycle, wheelchair or wheeled toy.

**wheeled toy** means a child's pedal car, scooter (other than a motorised scooter) or tricycle or a similar toy, but only when it is being used only by a child who is under 12 years old.

**white B light** means an illuminated white B as shown in the diagram in schedule 4.

**white T light** means an illuminated white T as shown in the diagram in schedule 4.

**white traffic arrow** means an illuminated white arrow.

**window**, in relation to a vehicle, includes any sunroof fitted to the vehicle.

**with**, for information about the application of a traffic control device, includes accompanying or reasonably associated with the device.

**works zone**—see section 181 (2).

**yellow bicycle crossing light** means an illuminated yellow bicycle symbol (whether or not flashing) as shown in the diagram in schedule 4.

**yellow B light** means an illuminated yellow B.

***yellow T light*** means an illuminated yellow T.

***yellow traffic arrow*** means an illuminated yellow arrow.

***yellow traffic light*** means an illuminated yellow disc.

***youth detention officer***—see the [Children and Young People Act 2008](#), dictionary.

***youth detention vehicle*** means any vehicle driven by a person who is—

- (a) a youth detention officer; and
- (b) driving the vehicle in the course of their duties as a youth detention officer.

## Endnotes

### 1 About the endnotes

Amending and modifying laws are annotated in the legislation history and the amendment history. Current modifications are not included in the republished law but are set out in the endnotes.

Not all editorial amendments made under the *Legislation Act 2001*, part 11.3 are annotated in the amendment history. Full details of any amendments can be obtained from the Parliamentary Counsel's Office.

Uncommenced amending laws are not included in the republished law. The details of these laws are underlined in the legislation history. Uncommenced expiries are underlined in the legislation history and amendment history.

If all the provisions of the law have been renumbered, a table of renumbered provisions gives details of previous and current numbering.

The endnotes also include a table of earlier republications.

### 2 Abbreviation key

A = Act	NI = Notifiable instrument
AF = Approved form	o = order
am = amended	om = omitted/repealed
amdt = amendment	ord = ordinance
AR = Assembly resolution	orig = original
ch = chapter	par = paragraph/subparagraph
CN = Commencement notice	pres = present
def = definition	prev = previous
DI = Disallowable instrument	(prev...) = previously
dict = dictionary	pt = part
disallowed = disallowed by the Legislative Assembly	r = rule/subrule
div = division	reloc = relocated
exp = expires/expired	renum = renumbered
Gaz = gazette	R[X] = Republication No
hdg = heading	RI = reissue
IA = Interpretation Act 1967	s = section/subsection
ins = inserted/added	sch = schedule
LA = Legislation Act 2001	sdiv = subdivision
LR = legislation register	SL = Subordinate law
LRA = Legislation (Republication) Act 1996	sub = substituted
mod = modified/modification	<u>underlining</u> = whole or part not commenced or to be expired

## Endnotes

3 Legislation history

---

### 3 Legislation history

#### **Road Transport (Road Rules) Regulation 2017 SL2017-43**

notified LR 21 December 2017

s 1, s 2 commenced 21 December 2017 (LA s 75 (1))

remainder commenced 30 April 2018 (s 2)

as amended by

#### **Road Transport (Safety and Traffic Management) Amendment Regulation 2018 (No 1) SL2018-3 sch 1 pt 1.2**

notified LR 12 April 2018

s 1, s 2 commenced 12 April 2018 (LA s 75 (1))

sch 1 pt 1.2 commenced 30 April 2018 (s 2 (1) and see SL2017-43 s 2)

#### **Road Transport Reform (Light Rail) Legislation Amendment Act 2018 A2018-19 sch 1 pt 1.7**

notified LR 17 May 2018

s 1, s 2 commenced 17 May 2018 (LA s 75 (1))

sch 1 pt 1.7 commenced 24 May 2018 (s 2)

#### **Road Transport (Road Rules) Amendment Regulation 2018 (No 1) SL2018-19**

notified LR 11 October 2018

s 1, s 2 commenced 11 October 2018 (LA s 75 (1))

s 3, s 4 commenced 12 October 2018 (s 2 (2))

remainder commenced 29 October 2018 (s 2 (1))

#### **Road Transport (Road Rules) Amendment Regulation 2019 (No 1) SL2019-14 pt 3**

notified LR 27 June 2019

s 1, s 2 commenced 27 June 2019 (LA s 75 (1))

pt 3 commenced 1 July 2019 (s 2)

#### **Road Transport Legislation Amendment Act 2019 A2019-21 pt 12**

notified LR 8 August 2019

s 1, s 2 commenced 8 August 2019 (LA s 75 (1))

pt 12 commenced 22 August 2019 (s 2 (4))

## 4 Amendment history

### Commencement

s 2 om LA s 89 (4)

### References to *road* include road related area

s 12 sub [SL2019-14](#) s 18

### Meaning of *vehicle*

s 15 am [A2019-21](#) s 95

### Meaning of *personal mobility device*

s 18A ins [A2019-21](#) s 96

### Meaning of *changes direction*

s 45 am [SL2019-14](#) s 19, s 20

### Giving way at marked foot crossing (except at intersection) with flashing yellow traffic light

s 65 am [SL2019-14](#) s 21, s 22

### Giving way at intersection (except T-intersection or roundabout)

s 72 am [SL2019-14](#) s 23

### Giving way at T-intersection

s 73 am [SL2019-14](#) s 23

### Giving way at pedestrian crossing

s 81 am [SL2019-14](#) s 23

### Overtaking or passing vehicle at children's crossing or pedestrian crossing

s 82 am [SL2019-14](#) s 24

### Driving in roundabout

s 115 hdg sub [SL2019-14](#) s 25

s 115 am [SL2019-14](#) s 26, s 27

### No overtaking etc to left of vehicle

s 141 am [SL2019-14](#) s 28

### Driving within single marked lane or line of traffic

s 146 am [SL2019-14](#) s 29, s 30

### Moving from 1 marked lane to another marked lane across continuous line separating lanes

s 147 am [SL2019-14](#) s 31

### Motorbike lane filtering

s 151A am [SL2018-19](#) s 4; [SL2019-14](#) s 32, s 33

### Transit lane

s 156 am [SL2019-14](#) s 34, s 35

(1) (a) (iv), (3) def **zero emissions vehicle**, (4) exp 31 December 2023 (s 156 (4))

## Endnotes

4 Amendment history

---

### **Stopping on roads—heavy or long vehicle**

s 200 am [SL2019-14](#) s 36

### **Pedestrian not to cause traffic hazard or obstruction**

s 236 am [SL2018-19](#) ss 5-8

### **Proceeding when bicycle crossing at an intersection or another place on a road**

s 262 hdg sub [SL2019-14](#) s 37

s 262 am [SL2019-14](#) s 38

### **Proceeding when bicycle crossing light is green**

s 262A om [SL2019-14](#) s 39

### **Wearing seatbelt—passenger under 16 years old**

s 266 am [SL2019-14](#) ss 40-42

### **Exemptions—wearing seatbelt**

s 267 am [SL2019-14](#) s 42, s 43

### **Wearing motorbike helmet**

s 270 am [SL2019-14](#) ss 44-46

### **Riding on motorbike**

s 271 am [SL2019-14](#) s 47, s 48

### **Insecure or overhanging load**

s 292 am [SL2019-14](#) s 49

### **Restricting movement of load**

s 292A ins [SL2019-14](#) s 50

### **Television receiver or visual display unit in motor vehicle**

s 299 am [SL2019-14](#) s 51

### **Use of mobile device**

s 300 hdg sub [SL2019-14](#) s 52

s 300 am [SL2019-14](#) ss 53-60

### **Use of mobile device—learner and provisional licence holders**

s 300AA ins [SL2019-14](#) s 61

### **Approaching and passing stationary or slow moving emergency vehicle etc**

s 300C ins [SL2018-3](#) amdt 1.3

### **Standard or commonly used traffic signs**

sch 2 am [SL2019-14](#) s 62, s 63

### **Other permitted traffic signs**

sch 3 am [SL2019-14](#) s 62, s 63

### **Symbols and traffic-related items**

sch 4 am [SL2019-14](#) s 64

**Dictionary**

dict

am [SL2019-14](#) s 65, s 66; [A2019-21](#) ss 97-99def **light rail stop** ins [A2018-19](#) amdt 1.14def **nature strip** sub [SL2019-14](#) s 67def **personal mobility device** ins [A2019-21](#) s 100def **tram stop** sub [A2018-19](#) amdt 1.15**5 Earlier republications**

Some earlier republications were not numbered. The number in column 1 refers to the publication order.

Since 12 September 2001 every authorised republication has been published in electronic pdf format on the ACT legislation register. A selection of authorised republications have also been published in printed format. These republications are marked with an asterisk (\*) in column 1. Electronic and printed versions of an authorised republication are identical.

Republication No and date	Effective	Last amendment made by	Republication for
R1 30 Apr 2018	30 Apr 2018– 23 May 2018	<a href="#">SL2018-3</a>	new regulation and amendments by <a href="#">SL2018-3</a>
R2 24 May 2018	24 May 2018– 11 Oct 2018	<a href="#">A2018-19</a>	amendments by <a href="#">A2018-19</a>
R3 12 Oct 2018	12 Oct 2018– 28 Oct 2018	<a href="#">SL2018-19</a>	amendments by <a href="#">SL2018-19</a>
R4 29 Oct 2018	29 Oct 2018– 30 June 2019	<a href="#">SL2018-19</a>	amendments by <a href="#">SL2018-19</a>
R5 1 July 2019	1 July 2019– 21 Aug 2019	<a href="#">SL2019-14</a>	amendments by <a href="#">SL2019-14</a>

© Australian Capital Territory 2019